

# Experimental Prospects for $B \rightarrow X_{s/d} \gamma$ and $B \rightarrow X_{s/d} \ell \ell$

S. Nishida

KEK

CKM2010 @ Warwick

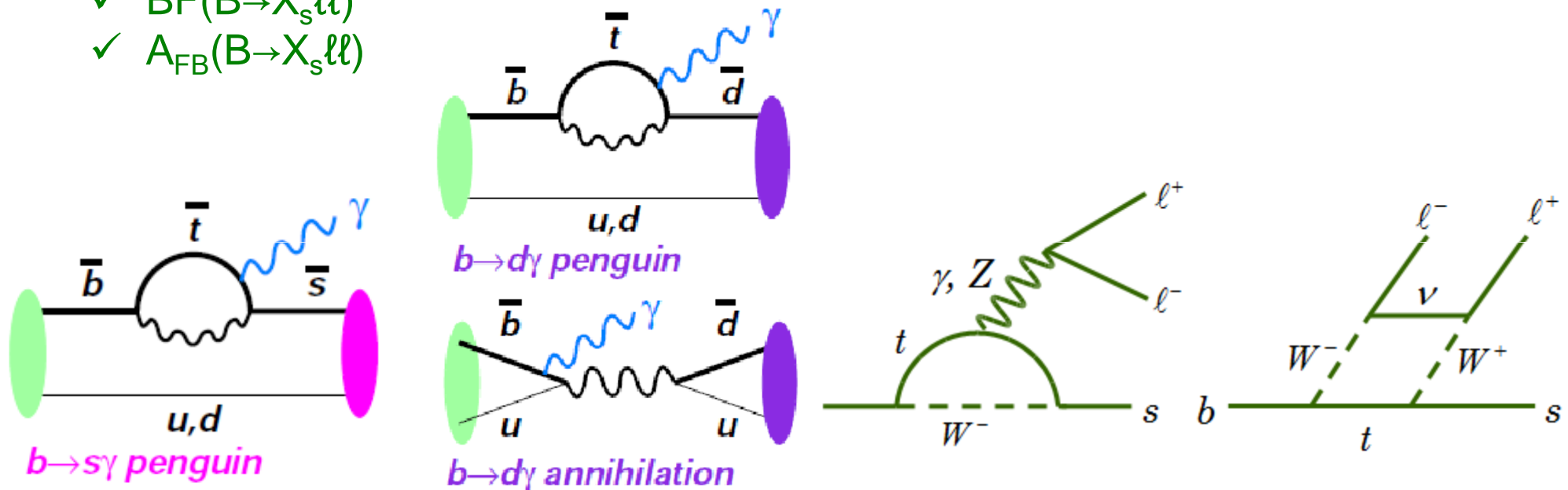
Sep 8, 2010

- $BF(B \rightarrow X_s \gamma)$
- $A_{CP}(B \rightarrow X_s \gamma)$
- $BF(B \rightarrow X_d \gamma) / BF(B \rightarrow X_s \gamma)$
- $BF(B \rightarrow X_s \ell \ell)$
- Forward backward Asymmetry

## Reference

- Physics at Super B Factory [arXiv:1002.5012]
- SuperB Progress Report [arXiv:.10081541]

- $b \rightarrow s(d)\gamma$ ,  $b \rightarrow s(d)\ell\ell$  : FCNC process.
- Sensitive to New Physics.
- In general, inclusive  $B \rightarrow X_{s/d}\gamma$ ,  $B \rightarrow X_{s/d}\ell\ell$  are **theoretically clean but experimentally challenging** compared to exclusive modes.
- Many observables:
  - ✓  $BF(B \rightarrow X_s\gamma)$  : limit in charged higgs mass
  - ✓  $A_{CP}(B \rightarrow X_s\gamma)$
  - ✓  $BF(B \rightarrow X_d\gamma)/BF(B \rightarrow X_s\gamma)$  : extract  $|V_{td}/V_{ts}|$ .
  - ✓  $BF(B \rightarrow X_s\ell\ell)$
  - ✓  $A_{FB}(B \rightarrow X_s\ell\ell)$



Three methods for inclusive analysis for  $B \rightarrow X_s \gamma$ .

## Fully inclusive

- Subtract the on-resonance photon energy spectrum by the continuum spectrum.
- Free from the model uncertainty of hadronic system ( $X_s$ ).
- Generally, has large backgrounds.
- Lepton tag is sometimes used for background suppression and flavor tagging.

Sum of exclusive modes (semi-inclusive; pseudo-reconstruction).

- Reconstruct hadronic system ( $X_s$ ) as a sum of exclusive modes.
- Signal is cleaner than using the fully inclusive method.
- Model uncertainty of hadronic system; missing modes.
- Separation of  $X_s$  and  $X_d$ .

Recoil tag (full reconstruction).

- Fully reconstruct the other side B.
- Very low efficiency (<1%), but very clean (continuum bkg becomes negligible).
- Measurement in B frame. Access to flavor information etc.

## Status of $B(B \rightarrow X_s \gamma)$

Mode	$\mathcal{B}$	$E_{\min}$	$\mathcal{B}(E_\gamma > E_{\min})$	$\mathcal{B}^{\text{cnv}}(E_\gamma > 1.6)$
CLEO Inc. [3]	$321 \pm 43 \pm 27^{+18}_{-10}$	2.0	$306 \pm 41 \pm 26$	$327 \pm 44 \pm 28 \pm 6$
Belle Semi.[4]	$336 \pm 53 \pm 42^{+50}_{-54}$	2.24	—	$369 \pm 58 \pm 46^{+56}_{-60}$
BABAR Semi.[6]	$335 \pm 19^{+56+4}_{-41-9}$	1.9	$327 \pm 18^{+55+4}_{-40-9}$	$349 \pm 20^{+59+4}_{-46-3}$
BABAR Inc. [7]	—	1.9	$367 \pm 29 \pm 34 \pm 29$	$390 \pm 31 \pm 47 \pm 4$
BABAR Full [8]	$391 \pm 91 \pm 64$	1.9	$366 \pm 85 \pm 60$	$389 \pm 91 \pm 64 \pm 4$
Belle Inc.[5]	—	1.7	$345 \pm 15 \pm 40$	$347 \pm 15 \pm 40 \pm 1$
Average				$355 \pm 24 \pm 9$

← fully inclusive  
← sum of exclusive  
← recoil tag

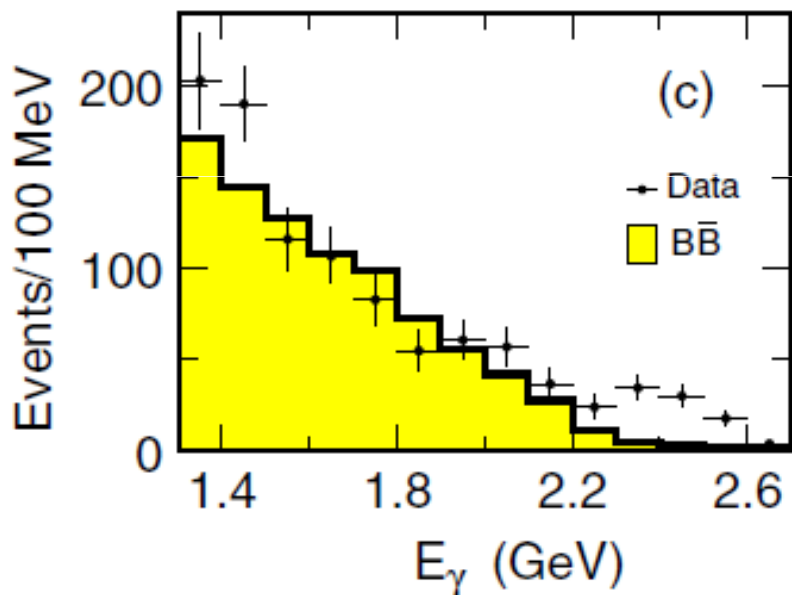
c.f.) theory  $\mathcal{B}(B \rightarrow X_s \gamma) = (3.15 \pm 0.23) \times 10^{-4}$

At present B factories, fully inclusive method (or sum of exclusive method) has given most precise result, but they are already systematic dominant.

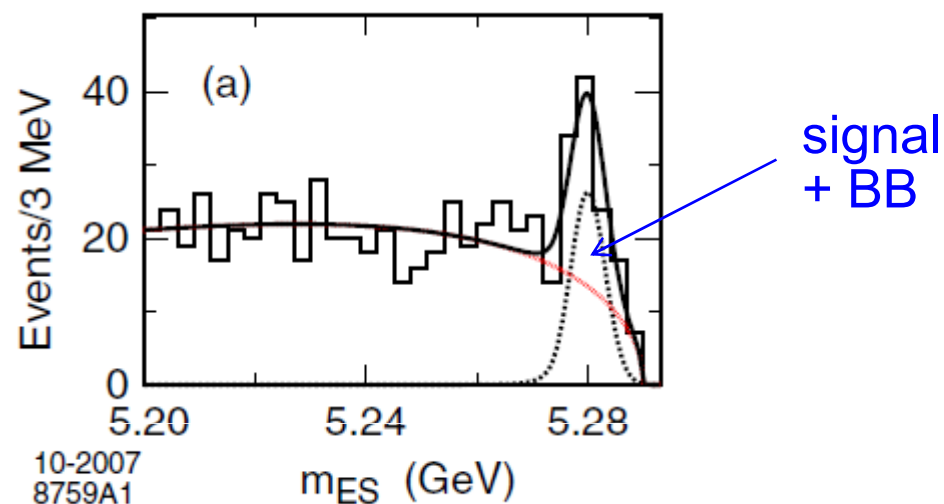
In the future B factories (with  $> 10 \text{ ab}^{-1}$ ), recoil tag method will be most promising.

[Phys. Rev., D77, 051103 (2008)]

## BaBar Analysis with $210 \text{ fb}^{-1}$



- 0.68 M tagged BB events with 0.3% full recon. efficiency.
- 23% statistical error.
- BB background subtraction using MC.



$1.6 < E_\gamma < 1.7$  [GeV] charged B

By scaling the stat. error, 3% statistical error at  $10 \text{ ab}^{-1}$ .

- Other B decays will be the main background source.
  - ✓ Decay of π<sup>0</sup>, η : largest, but can be calibrated with control sample.
  - ✓ Other decay (ω, η', J/ψ)
  - ✓ Hadronic interactions of neutral particles in the calorimeter..

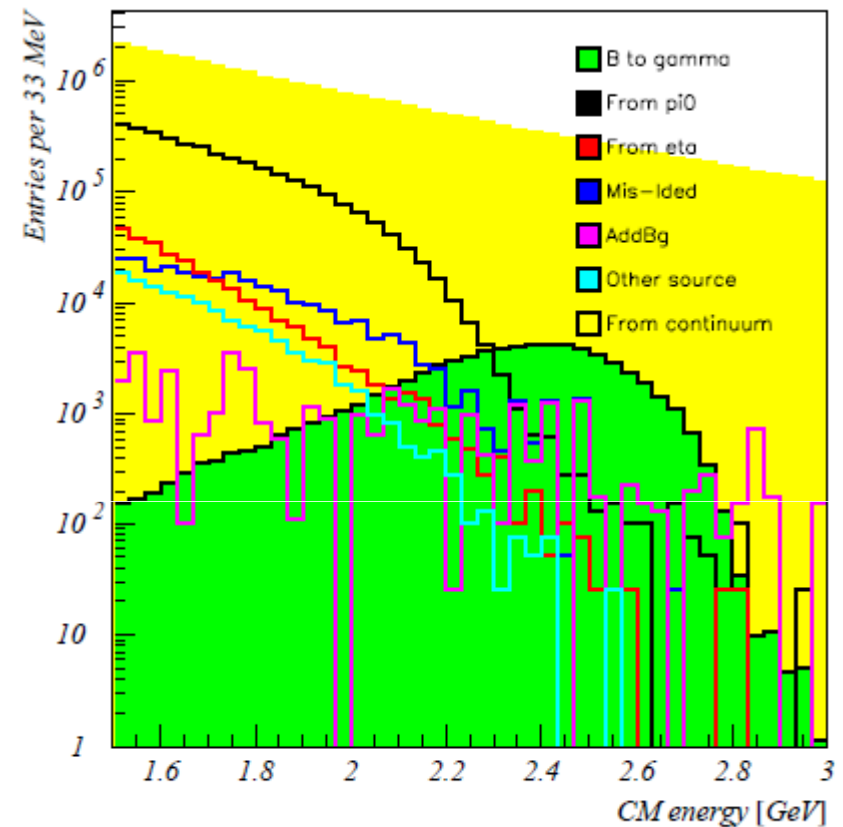
According to Belle inclusive analysis ,  
**6-7% systematic error is assigned to B background** (excluding π<sup>0</sup>, η decay).

The effect might be less for full reconstruction analysis, but **still similar level** (e.g. 5%) of systematic error is expected.

- 3% in “SuperB Progress Report”

This might be adequate give current theory prediction

$$B(B \rightarrow X_s \gamma) = (3.15 \pm 0.23) \times 10^{-4}$$



In the SM:

[Nucl. Phys. B704, 56 (2005)]

MFV scenario

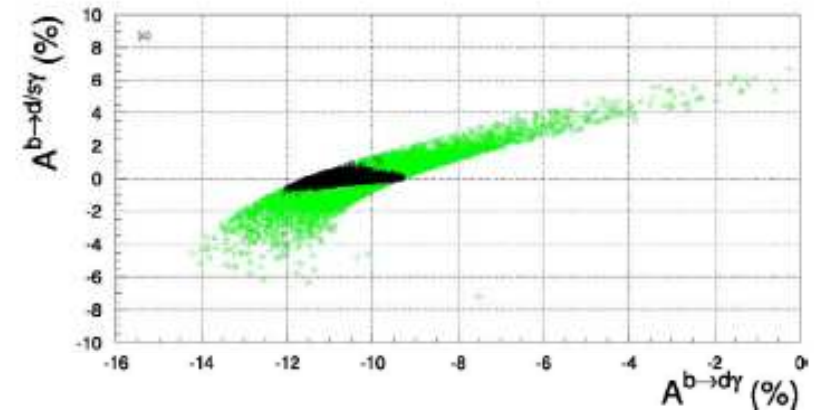
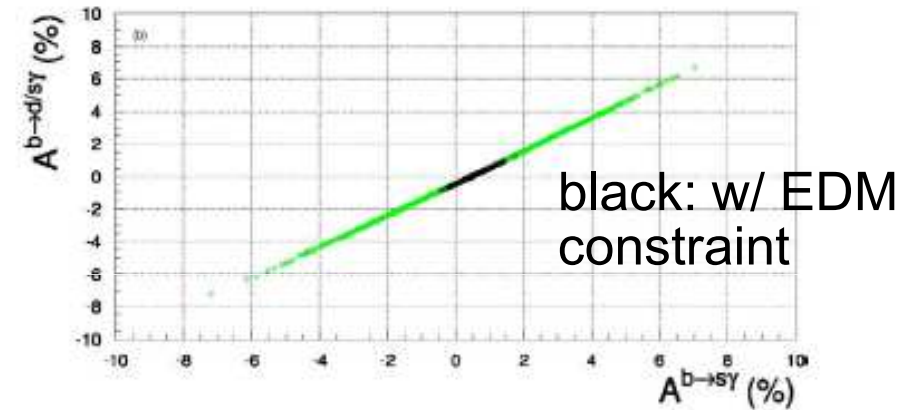
$$A_{CP}(B \rightarrow X_s \gamma) = 0.0042^{+0.0017}_{-0.0012}$$

$$A_{CP}(B \rightarrow X_d \gamma) \sim -0.1$$

$$A_{CP}(B \rightarrow X_{s/d} \gamma) = 0$$

Some New Physics models predict larger asymmetry for  $B \rightarrow X_s \gamma$  or  $B \rightarrow X_{s/d} \gamma$ .

- Signature of New Physics.
- Useful to identify NP models





Sum of exclusive modes method for  $B \rightarrow X_s \gamma$

$$A_{CP}(B \rightarrow X_s \gamma) = 0.002 \pm 0.050 \pm 0.030 \quad (\text{Belle } 140 \text{ fb}^{-1})$$

$$A_{CP}(B \rightarrow X_s \gamma) = -0.011 \pm 0.030 \pm 0.014 \quad (\text{BaBar } 383 \text{ M BB})$$

- **Self-tagging** (flavor tag is obtained from the reconstruction information).
- **Suppression of  $B \rightarrow X_d \gamma$ .**

Most systematic errors are limited by the control sample statistics, and can be reduced in the future.

Scaled  $140 \text{ fb}^{-1}$  from Belle results:

$$\delta A_{CP}(B \rightarrow X_s \gamma) [\text{@ } 5 \text{ ab}^{-1}] = \pm 0.009 \text{ (stat)} \pm 0.006 \text{ (syst)},$$

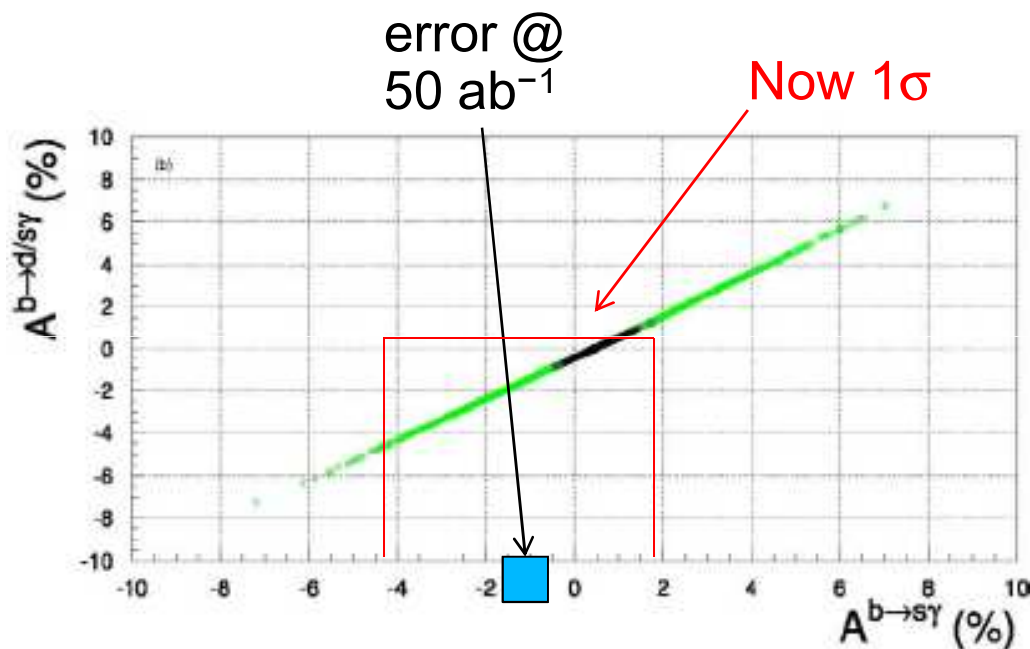
$$\delta A_{CP}(B \rightarrow X_s \gamma) [\text{@ } 50 \text{ ab}^{-1}] = \pm 0.003 \text{ (stat)} \pm 0.002 \text{ (syst)} \pm 0.003 \text{ (model)}.$$

- Sensitivity to  $O(1\%)$  asymmetry.
- Question: how to estimate the model error due to missing modes?

## Fully inclusive method for $B \rightarrow X_{s+d} \gamma$

$$A_{CP}(B \rightarrow X_{s+d} \gamma) = -0.110 \pm 0.115 \pm 0.017 \quad (\text{BaBar } 89 \text{ M BB})$$

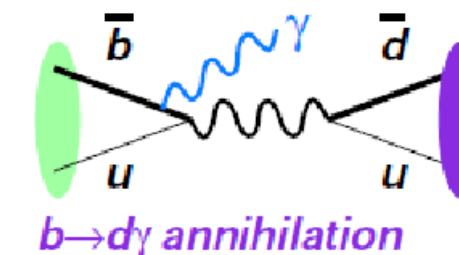
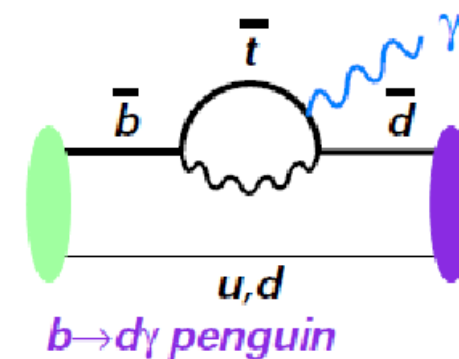
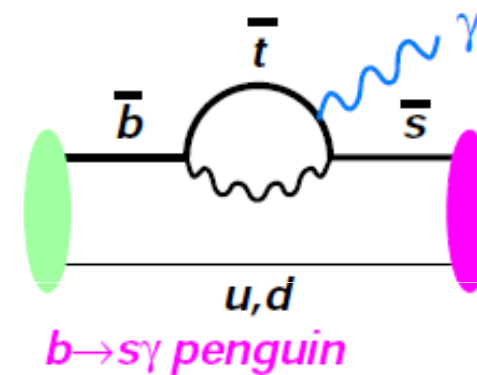
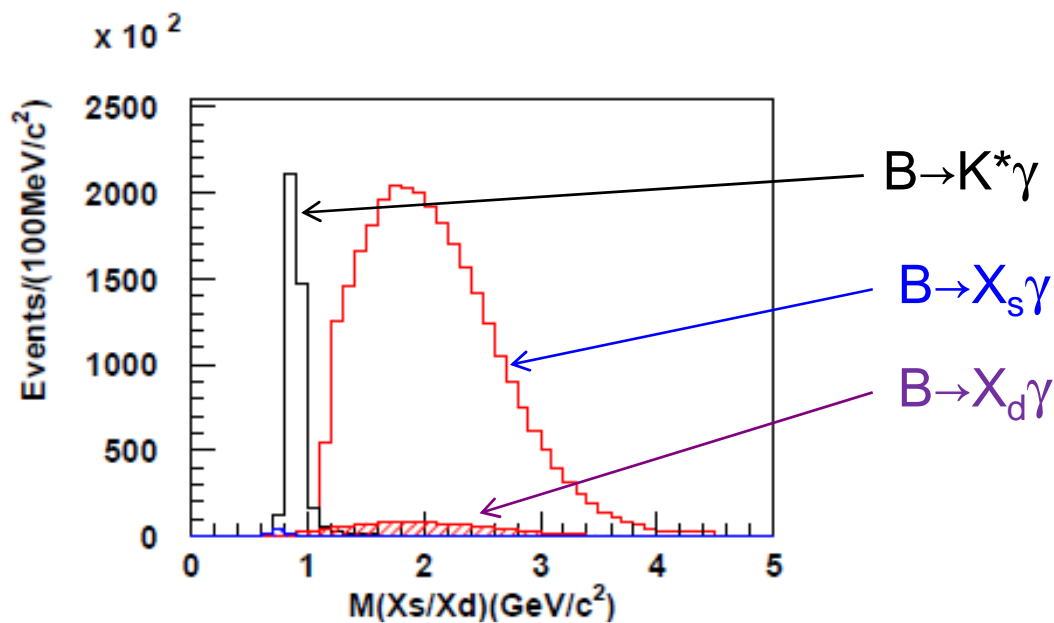
- Lepton tag
  - ✓ Wrong tag due to mixing (9%), and lepton from non-B (3%).
- $B \rightarrow X_d \gamma$  is included in the signal.
- By simple extrapolation, 1% statistical error @  $10 \text{ ab}^{-1}$



- $< 1\%$  at Belle II.
- Generally speaking, 1% is somewhat challenging (e.g. detector bias, fitting systematic).
- Recoil tag also useful for  $A_{CP}(B \rightarrow X_s \gamma)$ ,  $A_{CP}(B \rightarrow X_{s+d} \gamma)$ .

$B \rightarrow X_d \gamma$  : Measurement of  $|V_{td}/V_{ts}|$

Challenge: huge background from  $b \rightarrow s \gamma$



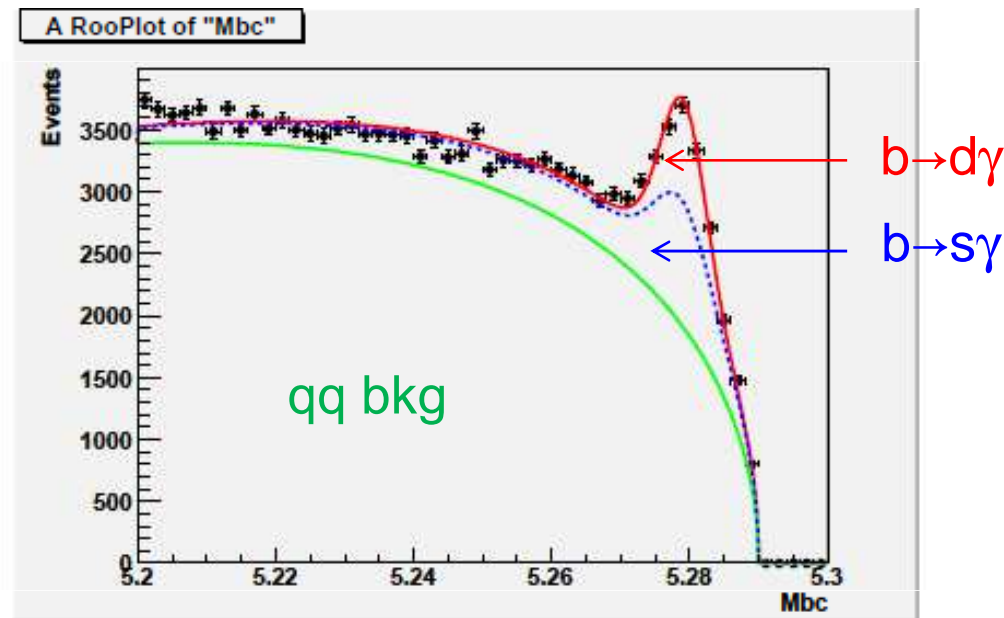
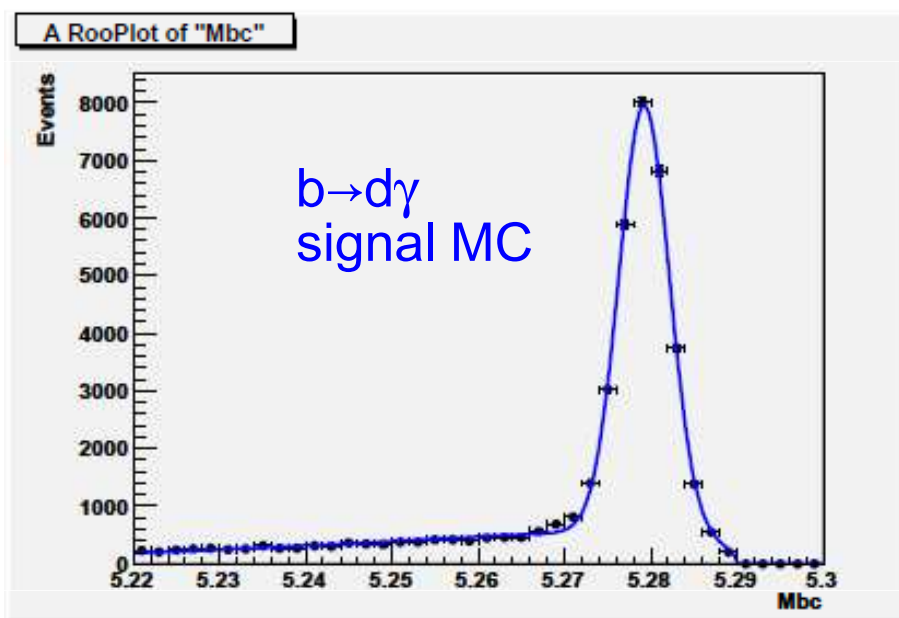
To suppress  $b \rightarrow s \gamma$

- Sum of exclusive methods.
- Strangeness tag (find K in events).

## MC study for b → dγ (Belle II)

summing up 2 to 4 pions including up to 1 π<sup>0</sup> for M(X<sub>d</sub>) < 2.0 GeV.

5 ab<sup>-1</sup>



$(4.2 \pm 0.2(\text{stat}) \pm 0.9(\text{fit})) \times 10^3$  events

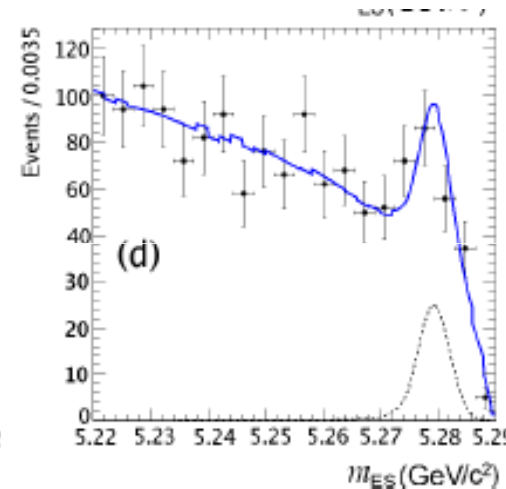
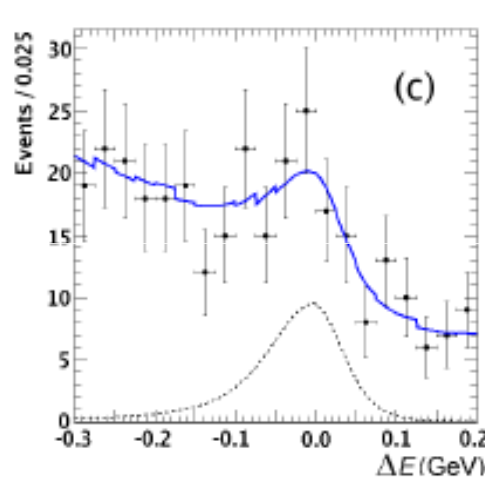
In this study, mainly from b → sγ normalization.

5% statistical error @ 5 ab<sup>-1</sup>  
 → 20% systematic error

BaBar 471M BB

[arXiv:1005.4087]

$B \rightarrow X_d \gamma$	$B \rightarrow X_s \gamma$
$B^0 \rightarrow \pi^+ \pi^- \gamma$	$B^0 \rightarrow K^+ \pi^- \gamma$
$B^+ \rightarrow \pi^+ \pi^0 \gamma$	$B^+ \rightarrow K^+ \pi^0 \gamma$
$B^+ \rightarrow \pi^+ \pi^- \pi^+ \gamma$	$B^+ \rightarrow K^+ \pi^+ \pi^- \gamma$
$B^0 \rightarrow \pi^+ \pi^- \pi^0 \gamma$	$B^0 \rightarrow K^+ \pi^- \pi^0 \gamma$
$B^0 \rightarrow \pi^+ \pi^- \pi^+ \pi^- \gamma$	$B^0 \rightarrow K^+ \pi^- \pi^+ \pi^- \gamma$
$B^+ \rightarrow \pi^+ \pi^- \pi^+ \pi^0 \gamma$	$B^+ \rightarrow K^+ \pi^- \pi^+ \pi^0 \gamma$
$B^+ \rightarrow \pi^+ \eta \gamma$	$B^+ \rightarrow K^+ \eta \gamma$



$$\text{BF}(B \rightarrow X_d \gamma, 0.5 < M_{X_d} < 2.0) = (9.2 \pm 2.0 \pm 2.3) \times 10^{-6},$$

$$\text{BF}(B \rightarrow X_s \gamma, 0.5 < M_{X_s} < 2.0) = (23.0 \pm 0.8 \pm 3.0) \times 10^{-5},$$

$$|V_{td}/V_{ts}| = 0.199 \pm 0.022(\text{stat}) \pm 0.024(\text{syst}) \pm 0.002(\text{th})$$

Key issue in the future: reduction of systematic error

TABLE III: Systematic errors on the measured partial and inclusive branching fractions  $\mathcal{B}$ . Systematic errors that do not cancel in the ratio of rates are marked with (\*).

Systematic Error Source	$M(X_s)$		$M(X_d)$	
	0.5-1.0	1.0-2.0	0.5-1.0	1.0-2.0
Track selection	0.3%	0.4%	0.3%	0.4%
Photon reconstruction	1.8%	1.8%	1.8%	1.8%
$\pi^0/\eta$ reconstruction	0.9%	1.1%	1.4%	1.6%
Neural network	1.1%	4.9%	1.1%	4.9%
$B$ counting	0.6%	0.6%	0.6%	0.6%
PID (*)	2.0%	2.0%	2.0%	2.0%
Fit bias (*)	0.1%	0.9%	4.9%	6.5%
PDF shapes (*)	2.3%	0.6%	3.7%	3.4%
Histogram binning (*)	0.8%	0.2%	1.8%	1.8%
Background (*)	0.8%	1.2%	5.9%	7.0%
Fragmentation (*)	-	3.3%	-	5.1%
Signal model	-	5.8%	-	6.0%
Error on partial $\mathcal{B}$	4.0%	9.0%	9.3%	14.2%
Missing $\geq 5$ body		9.6%		18.2%
Other missing states		7.5%		15.3%
Spectrum Model		1.8%		1.6%
Error on inclusive $\mathcal{B}$	4.0%	15.2%	9.3%	27.7%

A large part of the systematic error comes from missing modes or fragmentation.

- These will be improved by statistics (e.g. more reconstruction modes), but only slightly.
- Calibration using  $B \rightarrow X_s \gamma$  may help ?

Another possibility: full reconstruction + strangeness tag

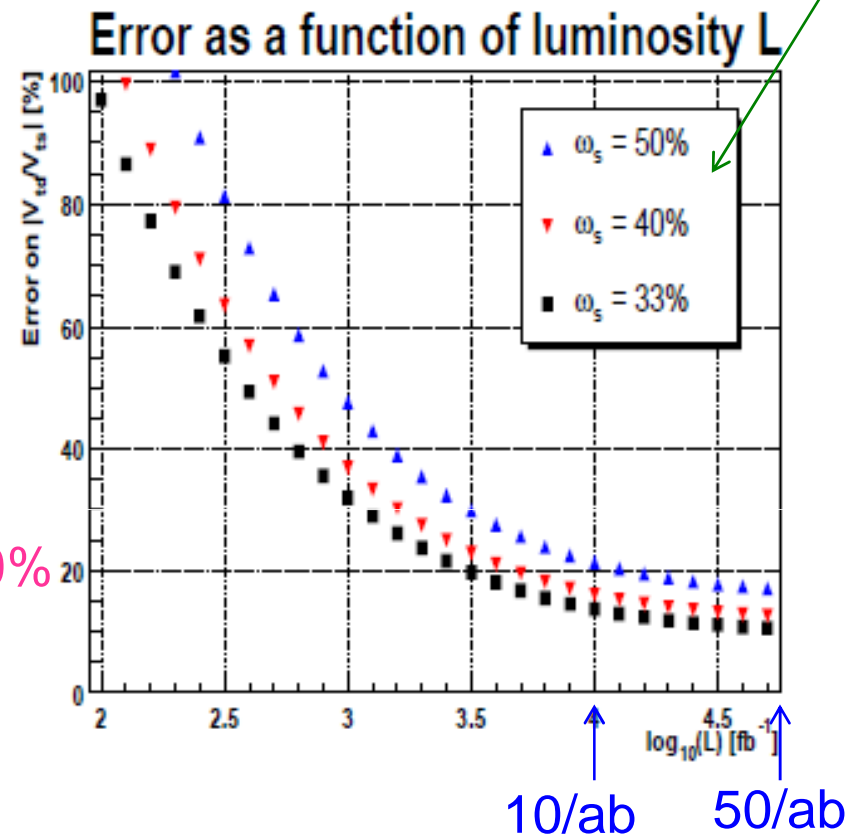
Strangeness tag : not so straightforward

- Will fail for  $K_S \rightarrow \pi^0 \pi^0$ ,  $K_L$  : 33% of K
- Barionic decay ( $\Lambda$ :ok, but  $\Sigma$  ?)
- ssbar popping (e.g.  $B \rightarrow KK\gamma$ )

A study at SLAC-R-709 “The Discovery Potential of a Super B Factory”

- Semi-leptonic tag is assumed.
- 10-20% for  $|V_{td}/V_{ts}|$  @  $10 \text{ ab}^{-1}$ .
- If full reconstruction is necessary, need one order of magnitude more statistics (program @  $50 \text{ ab}^{-1}$ )

20%



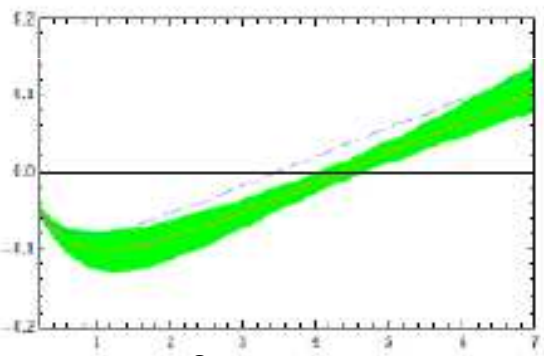
wrong tag for  $s \rightarrow d$  (33% is too optimistic)

## Inclusive $B \rightarrow X_{s/d} \ell \ell$

- More challenging than  $B \rightarrow X_{s/d} \gamma$  (two orders of magnitudes lower B.F.).
- Branching fraction, forward backward asymmetry etc. (similar to exclusive  $B \rightarrow K^* \ell \ell$ ).
- “theoretically clean” compared to the exclusive mode.
- Study possible only in  $e^+e^-$  B factories.

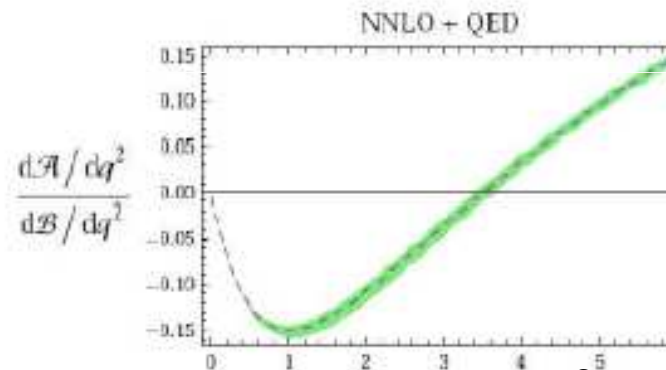
So far, all the analyses at BaBar and Belle are based on the sum of exclusive modes method.

$B \rightarrow K^* \ell^+ \ell^-$   
(Feldmann CKM2008)



$$q^2_0 = 4.2 \pm 0.6 \text{ GeV}^2$$

$B \rightarrow X_s \ell^+ \ell^-$   
(Huber et al 2008)

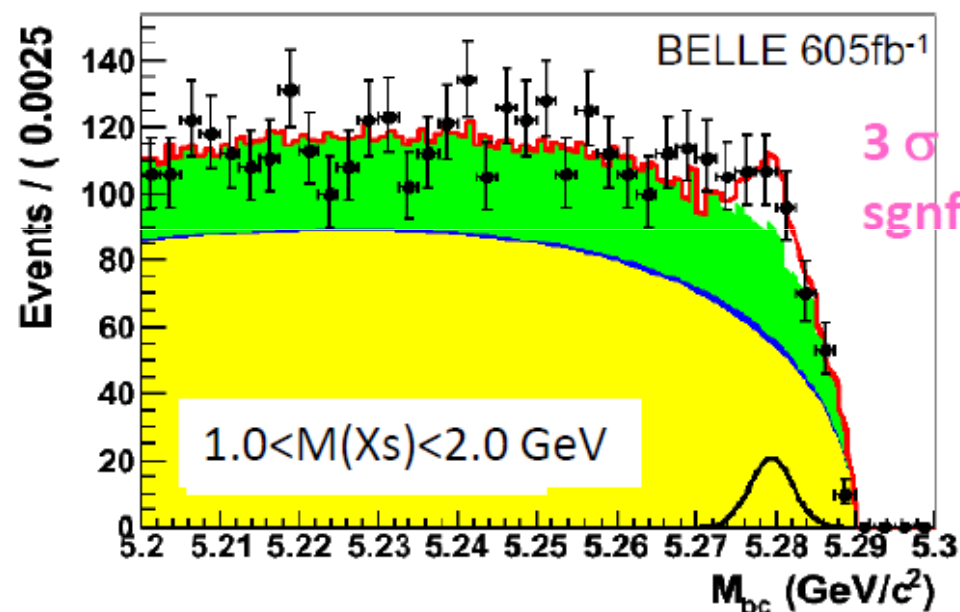
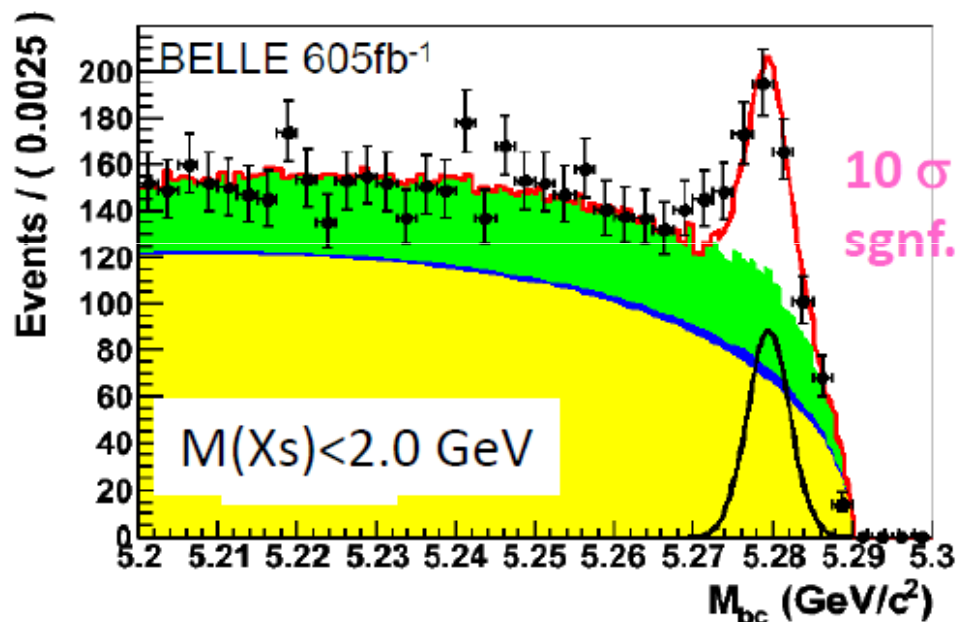


$$q^2_0 = 3.5 \pm 0.1 \text{ GeV}^2$$



Belle 605 fb<sup>-1</sup> result

[LP09]

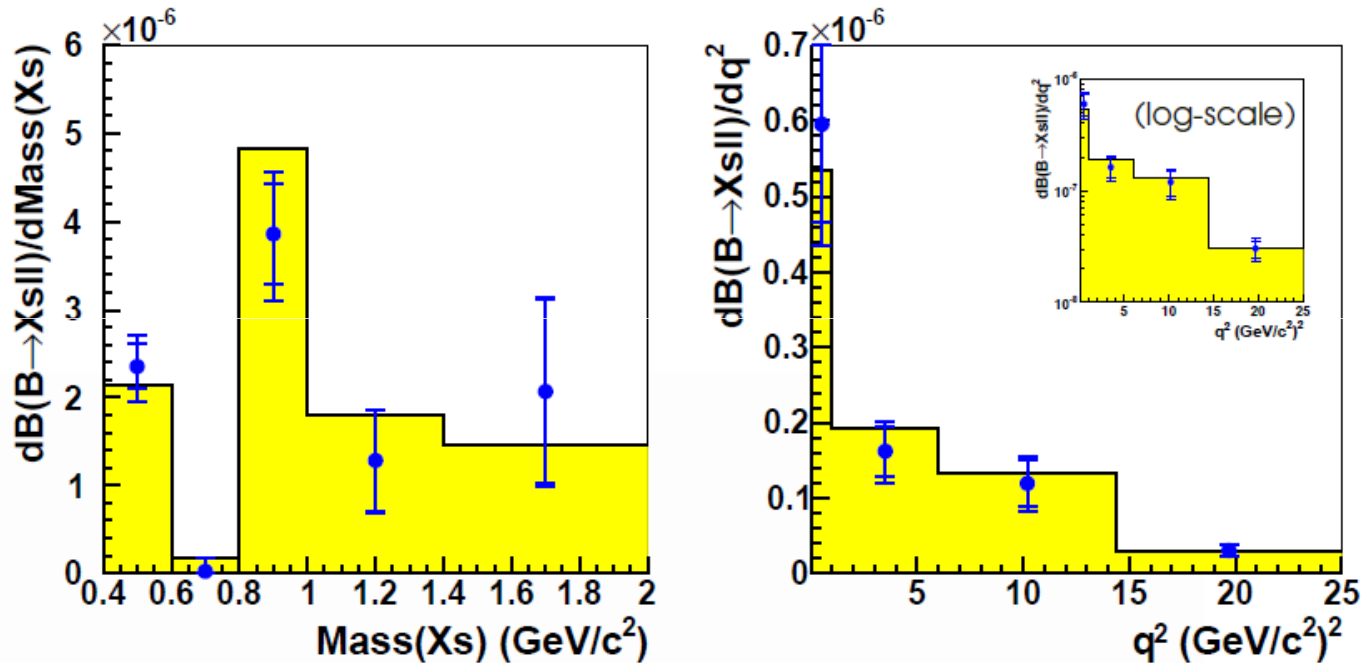


$238.3 \pm 26.4 \pm 2.3$  events

$$\mathcal{B}(B \rightarrow X_s \ell^+ \ell^-) = (3.33 \pm 0.80^{+0.19}_{-0.24}) \times 10^{-6}$$

c.f.) SM (Ali et al):  $\mathcal{B}_{SM} = (4.2 \pm 0.7) \times 10^{-6}$

$C_7$  sign-flip (Gambino et al):  $\mathcal{B}_{C_7 > 0} = (8.8 \pm 1.0) \times 10^{-6}$



- So far,  $M_{X_s}$  and  $q^2$  dependence for a few bins are obtained.
- Still statistics dominated.

- **Main systematic error sources**

- ✓ assumed  $K\ell\ell$ ,  $K^*\ell\ell$  fraction (6%)
- ✓ hadronization + missing mode (5%)

analysis improves with statistics

comparison with  $X_{s/d} \ell \ell$

Estimation in arXiv:1008.1541

$X_{s\ell\ell}$

Sum of exclusive

Recoil Mass

Observable	$q^2$ region [GeV <sup>2</sup> /c <sup>4</sup> ]	BABAR (425 fb <sup>-1</sup> )				SuperB (75 ab <sup>-1</sup> )			
		Stat. SE	Sys. SE	Stat. RM	Sys. RM	Stat. SE	Sys. SE	Stat. RM	Sys. RM
$\sigma B/B$	all	0.11	0.056	0.26	0.06	0.008	0.03-0.05	0.019	0.03-0.05
$\sigma B/B$	0.1-1	0.29	0.07	0.69	0.07	0.022	0.04-0.06	0.052	0.04-0.06
$\sigma B/B$	1-4	0.23	0.06	0.53	0.06	0.017	0.03-0.05	0.040	0.03-0.05
$\sigma B/B$	4-7.84	0.18	0.06	0.43	0.06	0.014	0.03-0.05	0.032	0.03-0.05
$\sigma B/B$	10.24-12.96	0.31	0.07	0.73	0.07	0.024	0.04-0.06	0.055	0.04-0.06
$\sigma B/B$	>14.06	0.29	0.07	0.69	0.07	0.022	0.04-0.06	0.052	0.04-0.06

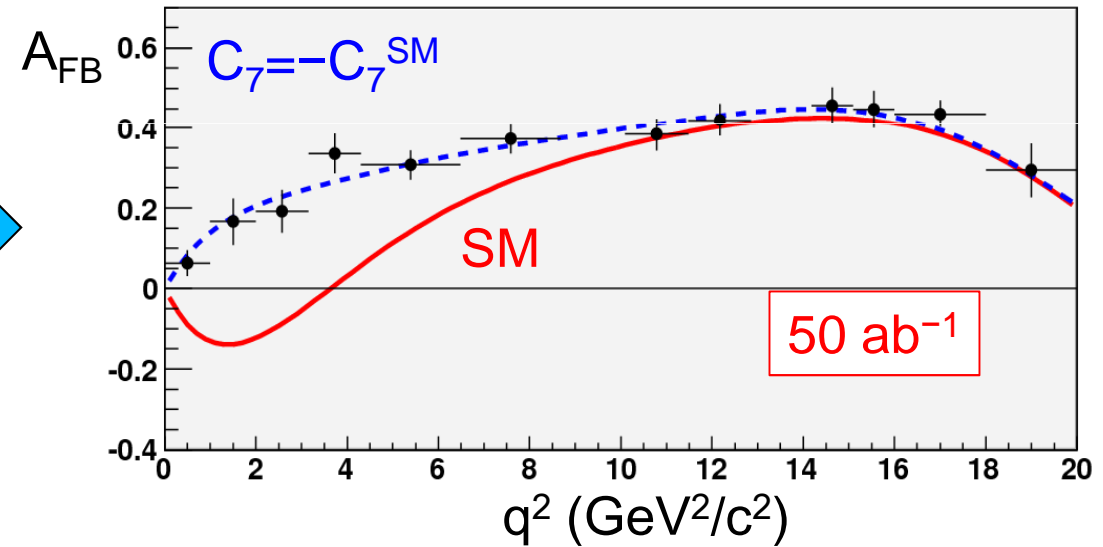
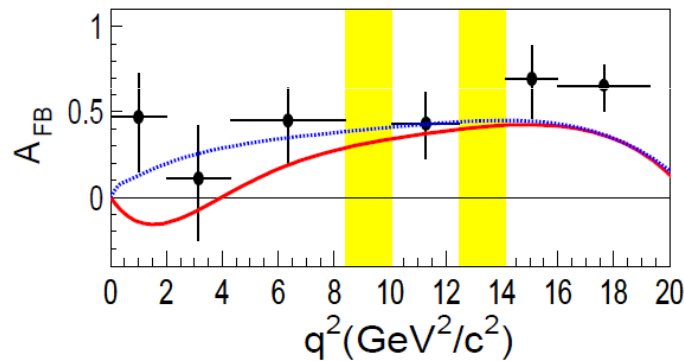
(hadronic uncertainty ~10% not included)

Measurement with a few % precision possible at 75 ab<sup>-1</sup>

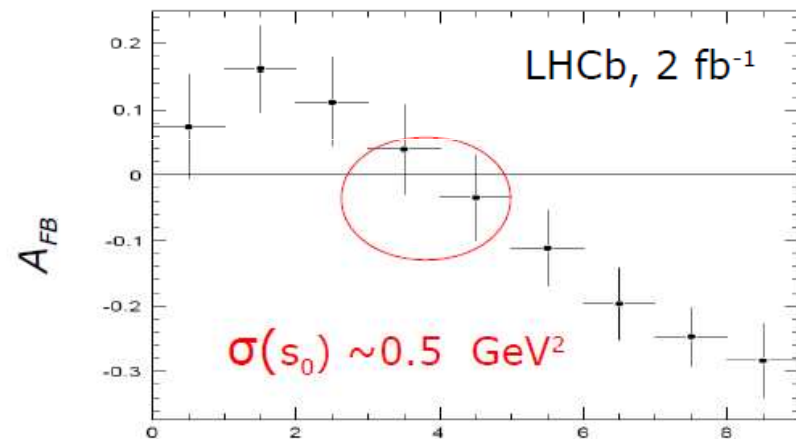
## Next Step: Forward-backward asymmetry

But, results & feasibility study exist only for exclusive modes:

exclusive  $K^* \ell \ell$



opposite sign convention wrt B factories



- LHCb 2 fb<sup>-1</sup> : 13%
- LHCb 100 fb<sup>-1</sup> : 2%
- Belle 50 ab<sup>-1</sup> : 5%

- Forward backward asymmetry for inclusive modes
    - No estimation of forward backward asymmetry for inclusive mode.
    - One order of magnitude more luminosity is necessary compared to exclusive modes (?)
    - Considering the theoretical precision, not competitive to exclusive modes at early stage.
  - $X_s \ell \ell$  with recoil method
  - $X_d \ell \ell$
-

- Recoild tag method is promising for  $B \rightarrow X_s \gamma$ .
  - ✓  $\delta \text{BF}(B \rightarrow X_s \gamma) \sim 6\% @ 50 \text{ ab}^{-1}$  (Belle2); maybe less.
  - ✓  $\delta \text{BF}(B \rightarrow X_s \gamma) \sim 3\% @ 75 \text{ ab}^{-1}$  (SuperB)
  - ✓ Theoretical prediction
- Less than 1% precision for  $A_{\text{CP}}(B \rightarrow X_s \gamma)$ 
  - ✓  $\delta A_{\text{CP}}(B \rightarrow X_s \gamma) \sim 0.005 @ 50 \text{ ab}^{-1}$  (Belle2)
  - ✓  $\delta A_{\text{CP}}(B \rightarrow X_{s+d} \gamma) \sim 0.01$  (?)
- Sum of exclusive modes for  $X_d \gamma, X_s \ell \ell$ .
  - ✓ Hadronic uncertainty, missing modes are the issue.
  - ✓ Calibration using  $B \rightarrow X_s \gamma$ .
- Many of them are quite challenging, but only possible at B factories.
  - ✓ Need (MC) study.

# Backup

TABLE II: Signal yields ( $N_S$ ), efficiencies ( $\epsilon$ ), partial branching fractions ( $\mathcal{PB}$ ), inclusive branching fractions ( $\mathcal{B}$ ) and the ratio of inclusive branching fractions for the measured decay modes. The first error is statistical and second is systematic (including an error from extrapolation to missing decay modes, for the inclusive  $\mathcal{B}$ ).

	$M(X_s)0.5 - 1.0$	$M(X_d)0.5 - 1.0$	$M(X_s)1.0 - 2.0$	$M(X_d)1.0 - 2.0$	$M(X_s)0.5 - 2.0$	$M(X_d)0.5 - 2.0$
$N_S$	$804 \pm 33$	$35 \pm 9$	$990 \pm 42$	$56 \pm 14$	-	-
$\epsilon$	4.5%	3.1%	1.6%	1.9%	-	-
$\mathcal{PB}(\times 10^{-6})$	$19 \pm 1 \pm 1$	$1.2 \pm 0.3 \pm 0.1$	$66 \pm 3 \pm 6$	$3.2 \pm 0.8 \pm 0.5$	-	-
$\mathcal{B}(\times 10^{-6})$	$38 \pm 2 \pm 2$	$1.3 \pm 0.3 \pm 0.1$	$192 \pm 8 \pm 29$	$7.9 \pm 2.0 \pm 2.2$	$230 \pm 8 \pm 30$	$9.2 \pm 2.0 \pm 2.3$
$\frac{\mathcal{B}(b \rightarrow d \gamma)}{\mathcal{B}(b \rightarrow s \gamma)}$	$0.033 \pm 0.009 \pm 0.003$		-		$0.040 \pm 0.009 \pm 0.010$	

[arXiv:1005.4087]

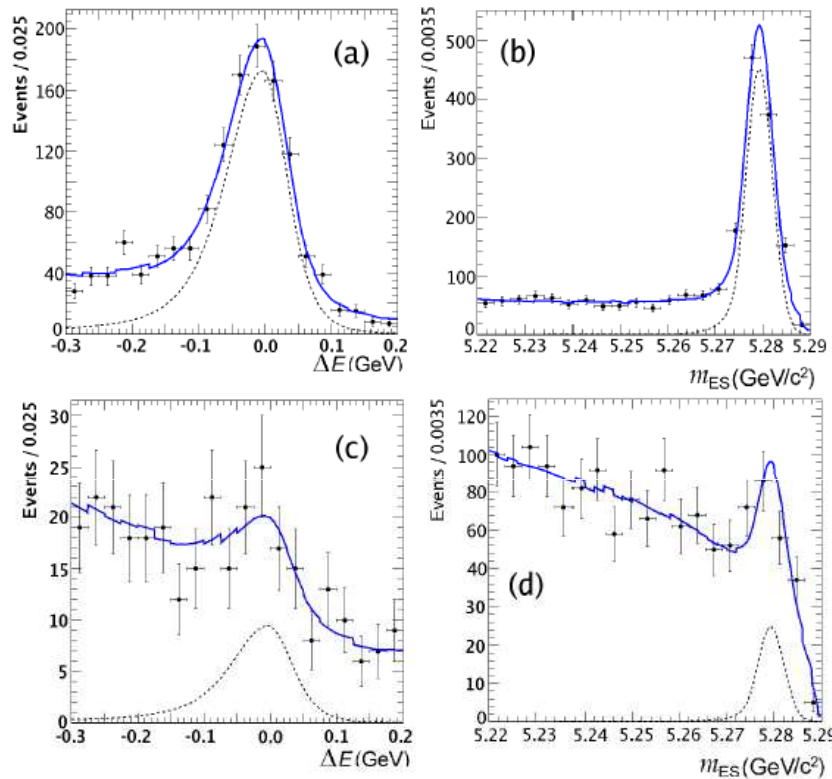


TABLE III: Systematic errors on the measured partial and inclusive branching fractions  $\mathcal{B}$ . Systematic errors that do not cancel in the ratio of rates are marked with (\*).

Systematic Error Source	$M(X_s)$		$M(X_d)$	
	0.5-1.0	1.0-2.0	0.5-1.0	1.0-2.0
Track selection	0.3%	0.4%	0.3%	0.4%
Photon reconstruction	1.8%	1.8%	1.8%	1.8%
$\pi^0/\eta$ reconstruction	0.9%	1.1%	1.4%	1.6%
Neural network	1.1%	4.9%	1.1%	4.9%
$B$ counting	0.6%	0.6%	0.6%	0.6%
PID (*)	2.0%	2.0%	2.0%	2.0%
Fit bias (*)	0.1%	0.9%	4.9%	6.5%
PDF shapes (*)	2.3%	0.6%	3.7%	3.4%
Histogram binning (*)	0.8%	0.2%	1.8%	1.8%
Background (*)	0.8%	1.2%	5.9%	7.0%
Fragmentation (*)	-	3.3%	-	5.1%
Signal model	-	5.8%	-	6.0%
Error on partial $\mathcal{B}$	4.0%	9.0%	9.3%	14.2%
Missing $\geq 5$ body		9.6%		18.2%
Other missing states		7.5%		15.3%
Spectrum Model		1.8%		1.6%
Error on inclusive $\mathcal{B}$	4.0%	15.2%	9.3%	27.7%



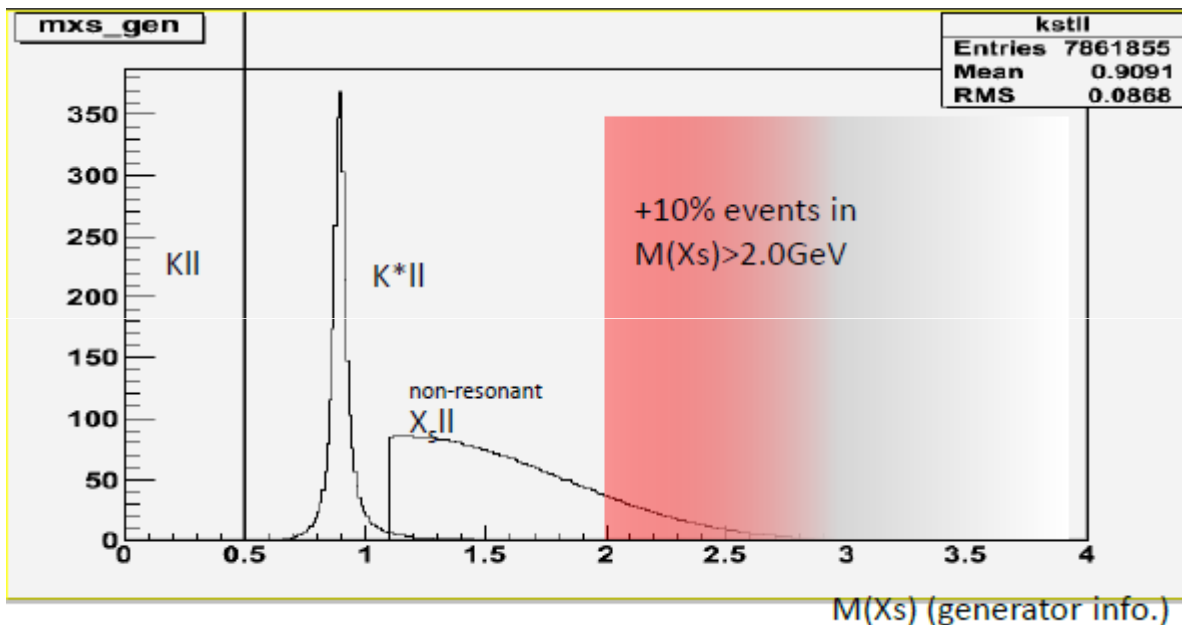


Table 13: Results of the simultaneous fit to the 605fb<sup>-1</sup> of  $B \rightarrow X_s \ell^+ \ell^-$  sample and 605fb<sup>-1</sup> of  $B \rightarrow X_s e^\pm \mu^\mp$  sample. signal yield ( $N_{\text{sig}}$ ), significance, total signal efficiency  $\epsilon$  (including the fraction of  $X_s$  states considered in this analysis) and branching fraction ( $\mathcal{B}$ ).

Mode	$N_{\text{sig}}$	Significance	$\epsilon$ (%)	$\mathcal{B} (\times 10^{-6})$
$B \rightarrow X_s e^+ e^-$	$121.6 \pm 19.3 \pm 2.0$	7.0	$2.56 \pm 0.01^{+0.35}_{-0.40}$	$3.61 \pm 0.57^{+0.50}_{-0.57}$
$B \rightarrow X_s \mu^+ \mu^-$	$118.5 \pm 17.3 \pm 1.5$	7.9	$2.75 \pm 0.01^{+0.37}_{-0.43}$	$3.28 \pm 0.48^{+0.45}_{-0.52}$
$B \rightarrow X_s \ell^+ \ell^-$	$238.3 \pm 26.4 \pm 2.3$	10.1	$2.66 \pm 0.00^{+0.36}_{-0.42}$	$3.42 \pm 0.38^{+0.47}_{-0.54}$

Table 14: Bin-by-Bin results of the simultaneous fit to the 605fb<sup>-1</sup> of  $B \rightarrow X_s \ell^+ \ell^-$  sample and 605fb<sup>-1</sup> of  $B \rightarrow X_s e^\pm \mu^\mp$  sample. Signal yields ( $N_{\text{sig}}$ ), signal efficiency ( $\epsilon$ ) and Branching fractions ( $\mathcal{B}$ ) for each bin of  $M_{X_s}$ ,  $M_{\ell^+ \ell^-}$  and  $q^2$ .

bin	$N_{\text{sig}}$	Significance	$\epsilon$ (%)	$\mathcal{B} (\times 10^{-6})$
$M_{X_s} (\text{GeV}/c^2)$				
= [0.4, 0.6]	$104.4 \pm 11.5 \pm 1.8$	12.6	$8.58 \pm 0.01^{+0.88}_{-1.11}$	$0.46 \pm 0.05^{+0.05}_{-0.06}$
= [0.6, 0.8]	$0.4 \pm 3.0 \pm 0.2$	0.3	$3.92 \pm 0.04^{+0.40}_{-0.51}$	$0.00 \pm 0.03^{+0.00}_{-0.00}$
= [0.8, 1.0]	$79.0 \pm 11.6 \pm 0.5$	8.5	$3.96 \pm 0.01^{+0.40}_{-0.51}$	$0.76 \pm 0.11^{+0.08}_{-0.10}$
= [1.0, 1.4]	$23.7 \pm 10.5 \pm 0.3$	2.4	$1.71 \pm 0.01^{+0.17}_{-0.22}$	$0.53 \pm 0.23^{+0.05}_{-0.07}$
= [1.4, 2.0]	$32.5 \pm 16.5 \pm 0.9$	2.0	$1.01 \pm 0.01^{+0.10}_{-0.13}$	$1.23 \pm 0.62^{+0.13}_{-0.16}$
$q^2 ((\text{GeV}/c^2)^2)$				
= [0.04, 1.0]	$36.1 \pm 7.8 \pm 0.1$	5.6	$1.99 \pm 0.01^{+0.27}_{-0.31}$	$0.69 \pm 0.15^{+0.09}_{-0.11}$
= [1.0, 6.0]	$74.0 \pm 15.3 \pm 0.4$	5.4	$2.85 \pm 0.01^{+0.39}_{-0.45}$	$0.99 \pm 0.20^{+0.14}_{-0.16}$
= [6.0, 14.4]	$64.9 \pm 16.6 \pm 0.3$	4.2	$1.89 \pm 0.01^{+0.26}_{-0.30}$	$1.31 \pm 0.33^{+0.18}_{-0.21}$
= [14.4, 25.0]	$62.8 \pm 11.0 \pm 2.3$	6.5	$7.26 \pm 0.02^{+0.99}_{-1.14}$	$0.33 \pm 0.06^{+0.05}_{-0.05}$

Source	$X_s e^+e^-$	$X_s \mu^+\mu^-$
Signal Gaussian shape	$\pm 0.3$	$\pm 0.1$
$J/\psi, \psi(2S)$ peaking background	$\pm 1.2$	$\pm 0.9$
Higher $\psi$ peaking background	$\pm 0.9$	$\pm 0.9$
Hadronic peaking background	$+0.4$ $-0.5$	$+0.2$ $-0.3$
Self Cross-feed error	$\pm 0.1$	$\pm 0.1$
Signal yield total	$\pm 1.6$	$\pm 1.3$
Tracking efficiency	$\pm 3.6$	$\pm 3.6$
Lepton identification efficiency	$\pm 2.1$	$\pm 2.2$
Kaon identification efficiency	$\pm 0.4$	$\pm 1.0$
$\pi^\pm$ identification efficiency	$\pm 3.4$	$\pm 3.0$
$K_S^0$ efficiency	$\pm 0.9$	$\pm 0.9$
$\pi^0$ efficiency	$\pm 0.5$	$\pm 0.5$
$\mathcal{R}$ cut efficiency	$\pm 5.3$	$\pm 2.6$
Detector model subtotal	$\pm 7.6$	$\pm 6.0$
Fermi motion model	$-4.9$ $+1.3$	$-2.0$ $+0.6$
$\mathcal{B}(B \rightarrow K \ell^+ \ell^-)$	$\pm 6.0$	$\pm 6.8$
$\mathcal{B}(B \rightarrow K^* \ell^+ \ell^-)$	$\pm 6.8$	$\pm 6.8$
$K^* - X_s$ transition	$-6.8$ $+2.3$	$-7.1$ $+2.7$
Hadronization	$\pm 5.8$	$\pm 5.5$
Missing modes	$\pm 1.7$	$\pm 1.7$
Signal model subtotal	$+11.2$ $-13.7$	$+11.5$ $-13.4$
Monte Carlo statistics	$< 0.1$	$< 0.1$
$B\bar{B}$ counting	$\pm 1.4$	$\pm 1.4$
Total	$+13.6$ $-15.8$	$+13.1$ $-14.8$

Observable	$q^2$ region [GeV <sup>2</sup> /c <sup>4</sup> ]	BABAR (425 fb <sup>-1</sup> )				SuperB (75 ab <sup>-1</sup> )			
		Stat. SE	Sys. SE	Stat. RM	Sys. RM	Stat. SE	Sys. SE	Stat. RM	Sys. RM
$\sigma_{\mathcal{B}/\mathcal{B}}$	all	0.11	0.056	0.26	0.06	0.008	0.03-0.05	0.019	0.03-0.05
$\sigma_{\mathcal{B}/\mathcal{B}}$	0.1-1	0.29	0.07	0.69	0.07	0.022	0.04-0.06	0.052	0.04-0.06
$\sigma_{\mathcal{B}/\mathcal{B}}$	1-4	0.23	0.06	0.53	0.06	0.017	0.03-0.05	0.040	0.03-0.05
$\sigma_{\mathcal{B}/\mathcal{B}}$	4-7.84	0.18	0.06	0.43	0.06	0.014	0.03-0.05	0.032	0.03-0.05
$\sigma_{\mathcal{B}/\mathcal{B}}$	10.24-12.96	0.31	0.07	0.73	0.07	0.024	0.04-0.06	0.055	0.04-0.06
$\sigma_{\mathcal{B}/\mathcal{B}}$	>14.06	0.29	0.07	0.69	0.07	0.022	0.04-0.06	0.052	0.04-0.06
$\mathcal{R}_{X_s}$	all	0.21	0.06	0.50	0.06	0.016	0.03-0.05	0.038	0.03-0.05
$\mathcal{R}_{X_s}$	0.1-7.84	0.25	0.06	0.58	0.06	0.019	0.03-0.05	0.044	0.03-0.05
$\mathcal{A}_{CP}$	all	0.06	0.01	0.14	0.01	0.004	0.005-0.008	0.011	0.005-0.008
$\mathcal{A}_{CP}$	0.1-7.84	0.07	0.01	0.16	0.01	0.005	0.005-0.008	0.012	0.005-0.008
$\mathcal{A}_I$	all	0.05	0.06	0.12	0.06	0.004	0.03-0.05	0.009	0.03-0.05
$\mathcal{A}_I$	0.1-7.84	0.06	0.06	0.14	0.06	0.005	0.03-0.05	0.011	0.03-0.05
$\mathcal{H}_L$	0.1-1	0.17	0.04	0.40	0.04	0.013	0.02-0.03	0.030	0.02-0.03
$\mathcal{H}_L$	1-4	0.17	0.04	0.40	0.04	0.013	0.02-0.03	0.030	0.02-0.03
$\mathcal{H}_L$	4-7.84	0.13	0.04	0.27	0.04	0.009	0.02-0.03	0.021	0.02-0.03
$\mathcal{H}_A$	0.1-1	0.22	0.06	0.51	0.06	0.016	0.03-0.05	0.039	0.03-0.05
$\mathcal{H}_A$	1-4	0.22	0.06	0.51	0.06	0.016	0.03-0.05	0.039	0.03-0.05
$\mathcal{H}_A$	4-7.84	0.15	0.06	0.35	0.06	0.011	0.03-0.05	0.026	0.03-0.05