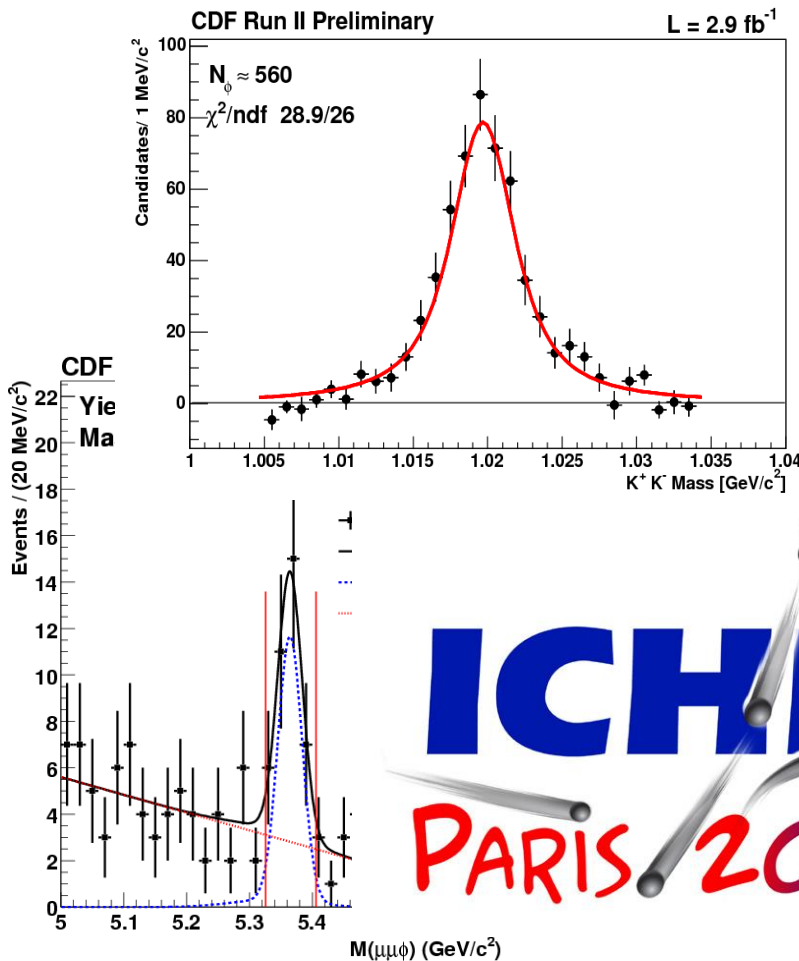


Search for non-standard model physics in rare decays at CDF

Marco Rescigno
INFN/Roma

On behalf of CDF collab.
ICHEP 2010, Paris, 24-7-2010



ICHEP
PARIS 2010

$B_s \rightarrow \mu^+\mu^-$ search
Exclusive electroweak
leptonic B decay

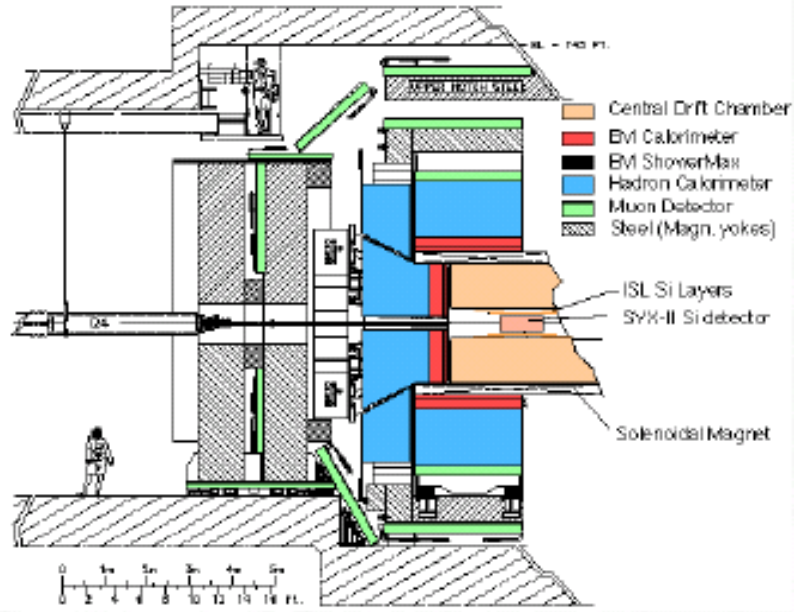

$B \rightarrow K(*) \mu^+\mu^-$ differential
rate and forward-backward
asymmetry

$B_s \rightarrow \phi \mu^+\mu^-$ observation

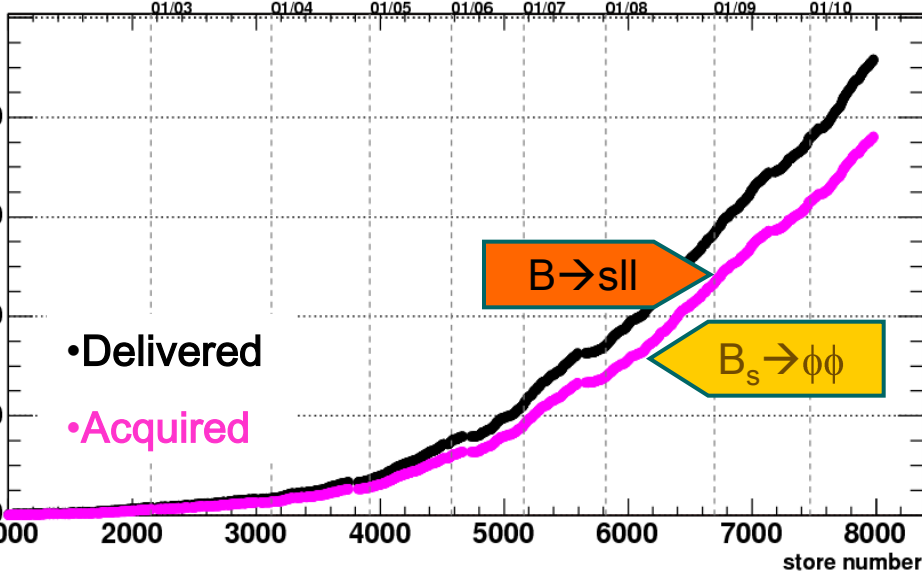
$B_s \rightarrow \phi\phi$

First polarization
measurement

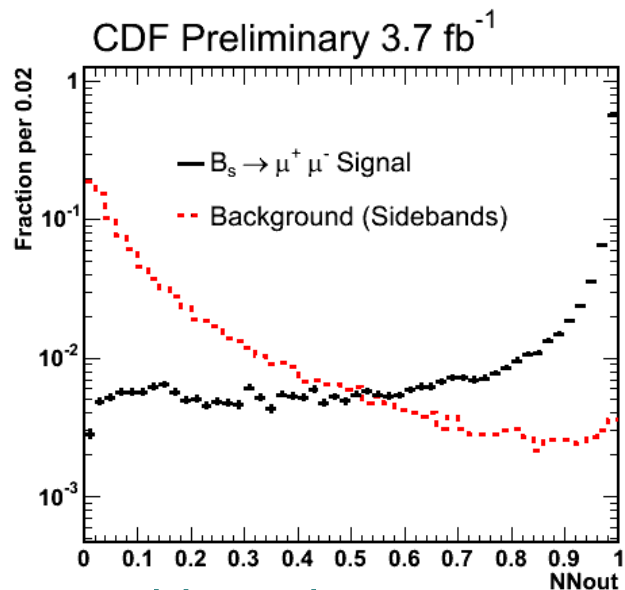
Prospects



Luminosity (pb^{-1})



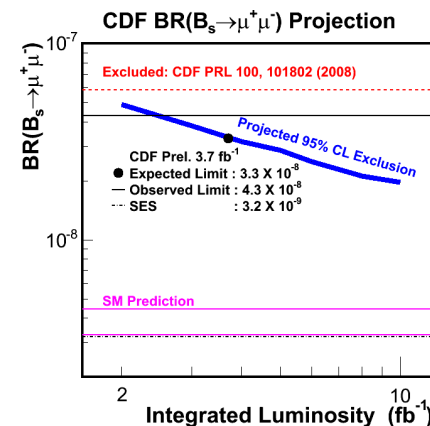
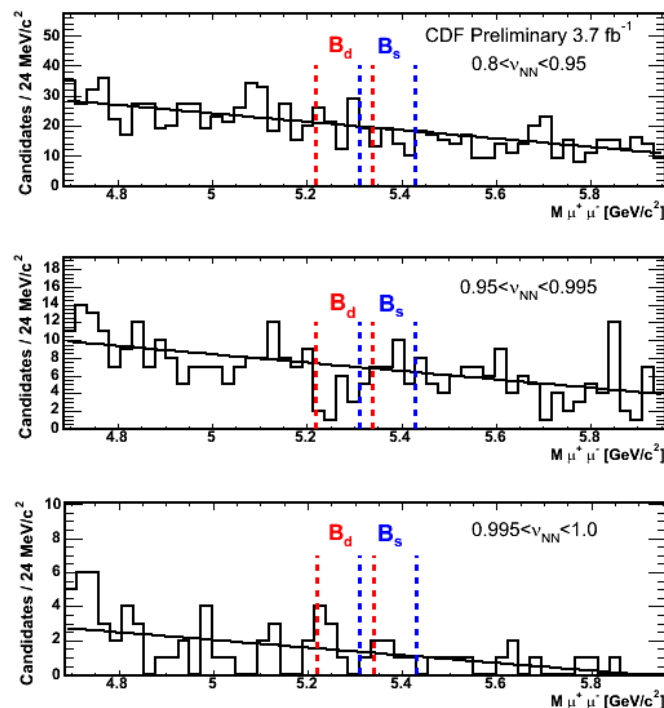
- Flexible Triggering on dimuon or displaced tracks
- Excellent p_T ($0.0015 \cdot p_T$) and vertex resolution (90-100 fs)
- Key elements for rare leptonic, semileptonic and hadronic B decays



- Suppress bkg using vertex and kinematic variables in a NN trained on MC/sideband data
- CDF mass resolution allow separation of B_s and B_d signal regions
- World best limit on 3.7 fb⁻¹ of data:

$$BR(B_s \rightarrow \mu^+ \mu^-) < 4.3 \times 10^{-8} @ 95\% C.L.$$

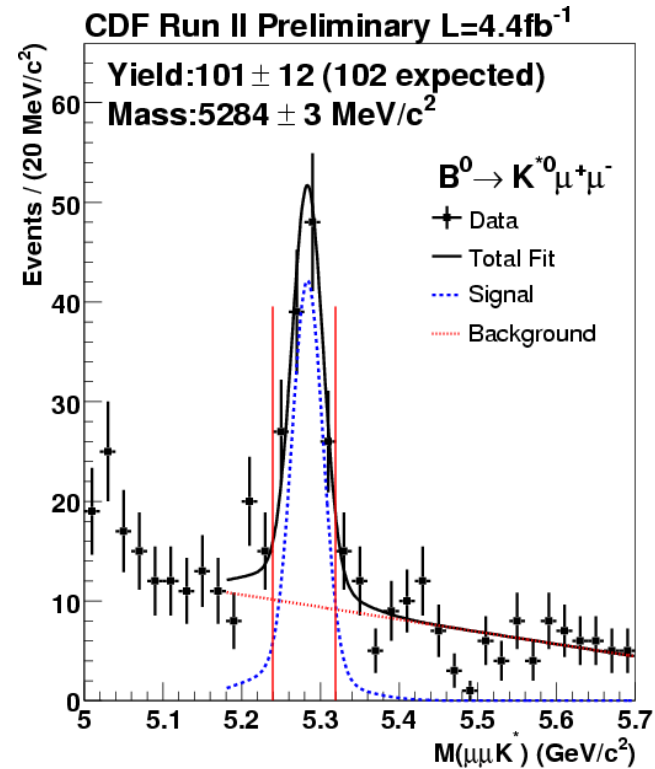
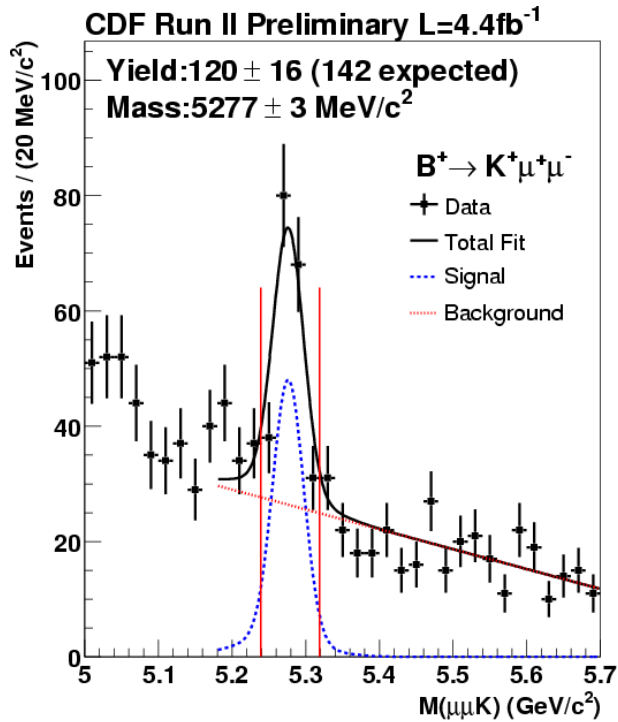
$$BR(B_d \rightarrow \mu^+ \mu^-) < 7.6 \times 10^{-9} @ 95\% C.L.$$



- Previous result (1 fb^{-1}): *Phys. Rev. D79, 011104(R) (2009)*
 - Observation of exclusive B_d, B^+ modes, upper limit on $B_s \rightarrow \phi \mu^+ \mu^-$

- New analysis based on 4.4 fb^{-1} : *CDF public note 10047*
 - Trigger on dimuons ($p_T^\mu > 2 \text{ GeV}$) forming a displaced vertex
 - Look for:
 - $B^+ \rightarrow K^+ \mu^+ \mu^-$, $B_d \rightarrow K^{*0} \mu^+ \mu^- \rightarrow [K^+ \pi^-] \mu^+ \mu^-$, $B_s \rightarrow \phi \mu^+ \mu^- \rightarrow [K^+ K^-] \mu^+ \mu^-$
 - To reject $B \rightarrow J/\psi (\psi')$ remove:
 - $8.68 < M_{\mu^+ \mu^-} < 10.09 \text{ U } 12.86 < M_{\mu^+ \mu^-} < 14.18 \text{ GeV}^2$
 - Vertex quality, PID (dE/dx and TOF) + kinematic variables combined in a Neural Network to optimize sensitivity:
 - $S/\sqrt{S+B}$ for known modes
 - $S/(2.5+\sqrt{B})$ for B_s mode
 - Normalize rate to $B \rightarrow J/\psi h$ ($h=K, K^*, \phi$) to obtain BR

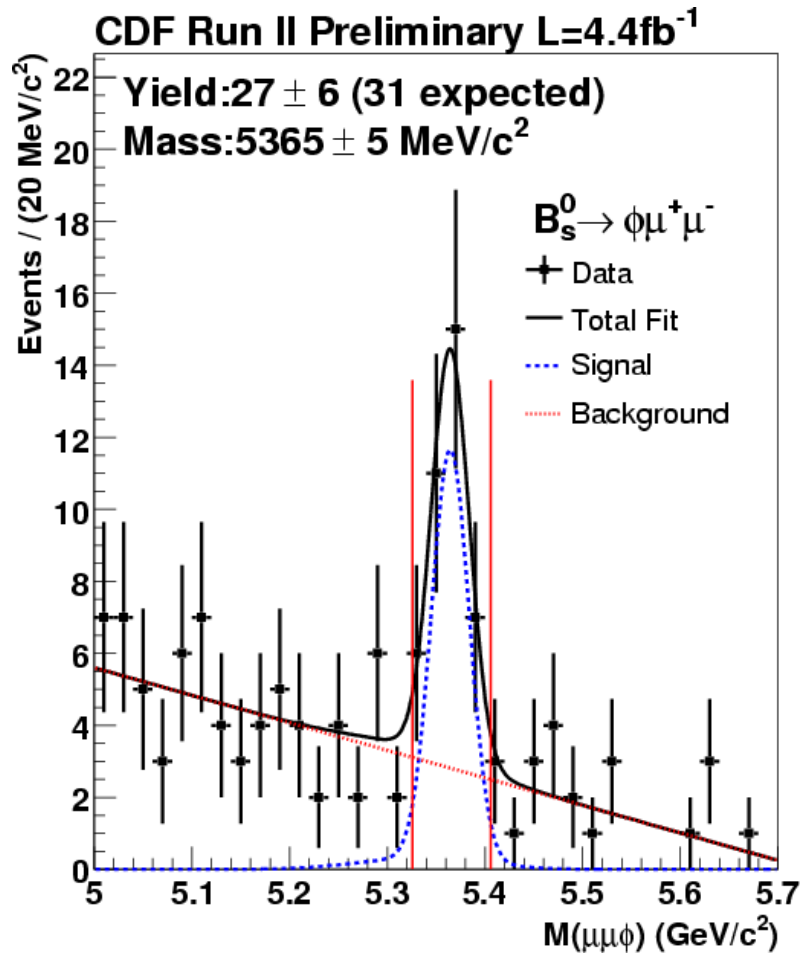
B → K(*) μ⁺μ⁻ signals



	B⁺ → K⁺μ⁺μ⁻	B⁰ → K^{*0}μ⁺μ⁻
CDF	[0.38 ± 0.05 ± 0.03] × 10 ⁻⁶	[1.06 ± 0.14 ± 0.09] × 10 ⁻⁶
Babar	[0.41 ± 0.16 ± 0.02] × 10 ⁻⁶	[1.35 ± 0.40 - 0.37 ± 0.10] × 10 ⁻⁶
Belle	[0.53 ± 0.08 (+0.07 - 0.03)] × 10 ⁻⁶	[1.06 + 0.19 - 0.14 ± 0.07] × 10 ⁻⁶

PRL 102, 091803 (2009)

PRL 103, 171801 (2009)



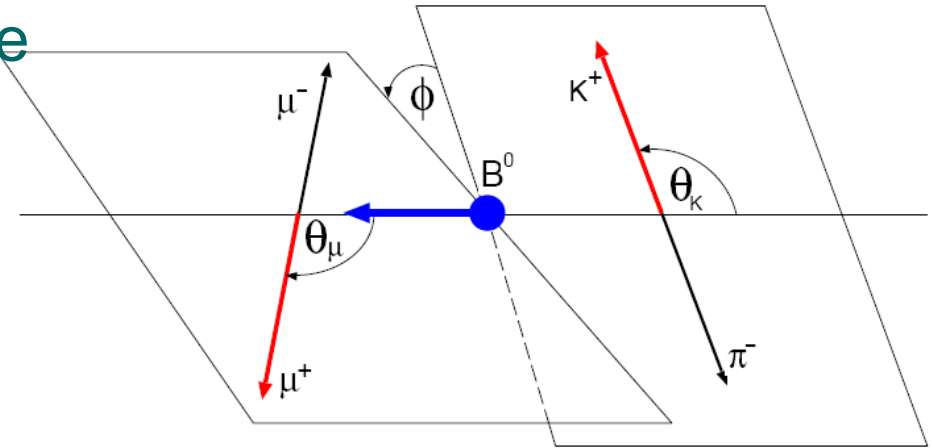
- Unbinned ML fit to B_s candidate mass
 - Signal: double Gaussian from MC (width adjusted to data)
 - Background: linear shape
- 27 ± 6 signal events (6.3σ)
- Normalize measured rate to $\text{BR}(B_s \rightarrow J/\psi \phi)$
 - dominant syst.

$$\text{BR}(B_s \rightarrow \phi \mu^+ \mu^-) = 1.44 \pm 0.33 (\text{stat.}) \pm 0.46 (\text{sys.}) \gtrsim 10^{-6}$$

Compare to

$$\text{BR}(B_s \rightarrow \phi \mu^+ \mu^-) \sim 1.6 \cdot 10^{-6} \text{ C. Q. Geng, C. C. Liu, J. Phys. G29, 1103 (2003)}$$

- Kaon and muon decay angle in the B rest frame give longitudinal decay fraction and forward backward asymmetry

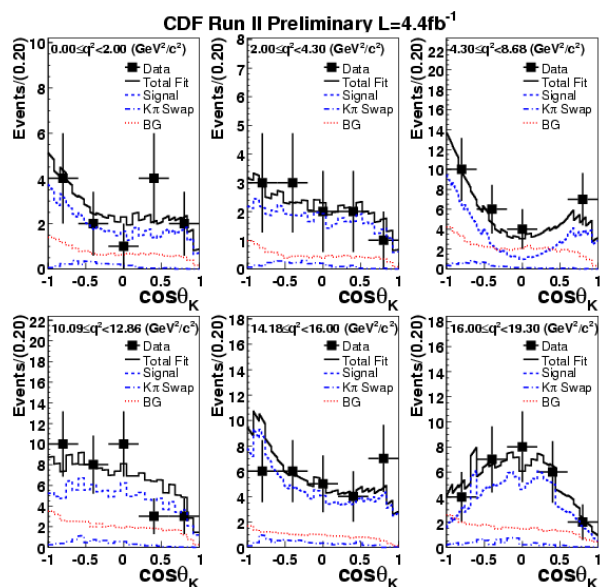


$$\frac{1}{\Gamma} \frac{d\Gamma(B^0 \rightarrow K^{*0} \mu^+ \mu^-)}{d \cos \theta_K} = \frac{3}{2} F_L \cos^2 \theta_K + \frac{3}{4} (1 - F_L) (1 - \cos^2 \theta_K),$$

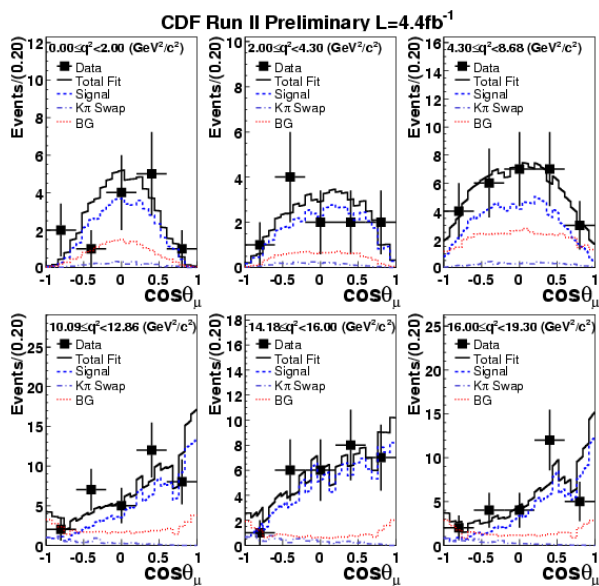
Fit Parameters

$$\frac{1}{\Gamma} \frac{d\Gamma(B^0 \rightarrow K^{*0} \mu^+ \mu^-)}{d \cos \theta_\mu} = \frac{3}{4} F_L (1 - \cos^2 \theta_\mu) + \frac{3}{8} (1 - F_L) (1 + \cos^2 \theta_\mu) + A_{FB} \cos \theta_\mu$$

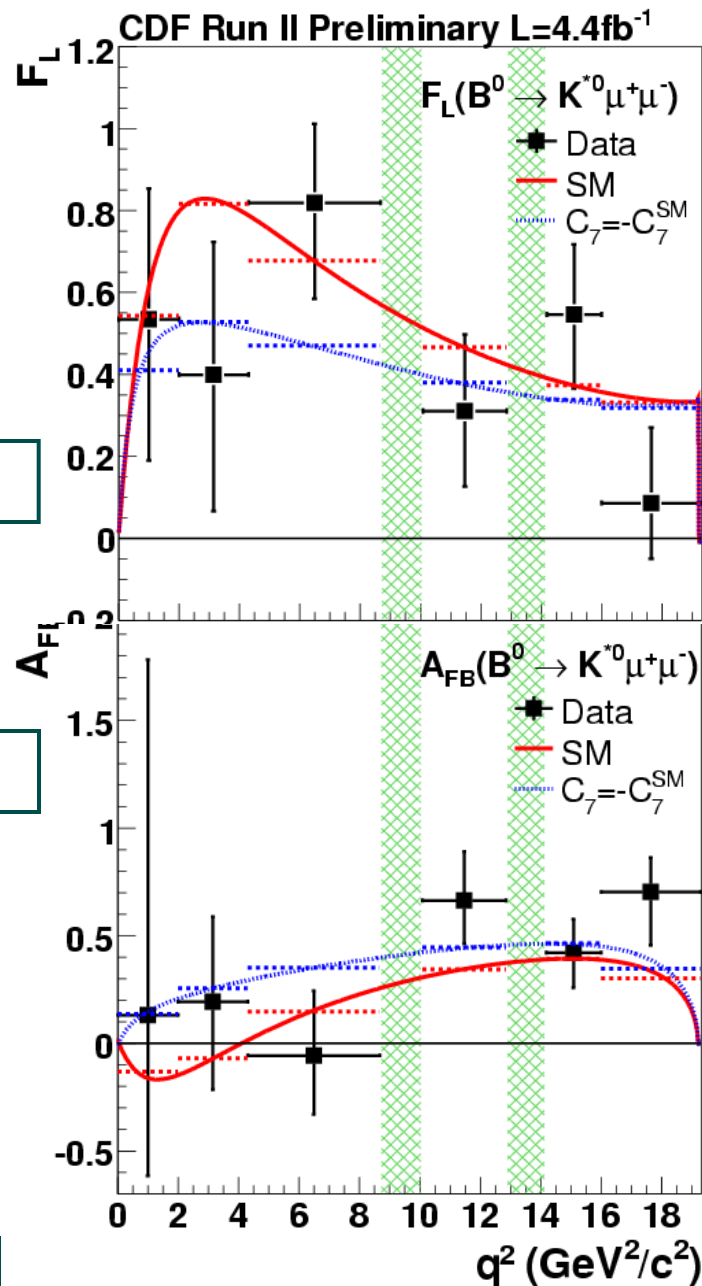
- Correct for acceptance via detailed simulation
- 5 or 6 bin in $q^2 = m_{\mu\mu}^2$ excluding cbar resonances
- Cross check with $B \rightarrow J/\psi X$ samples

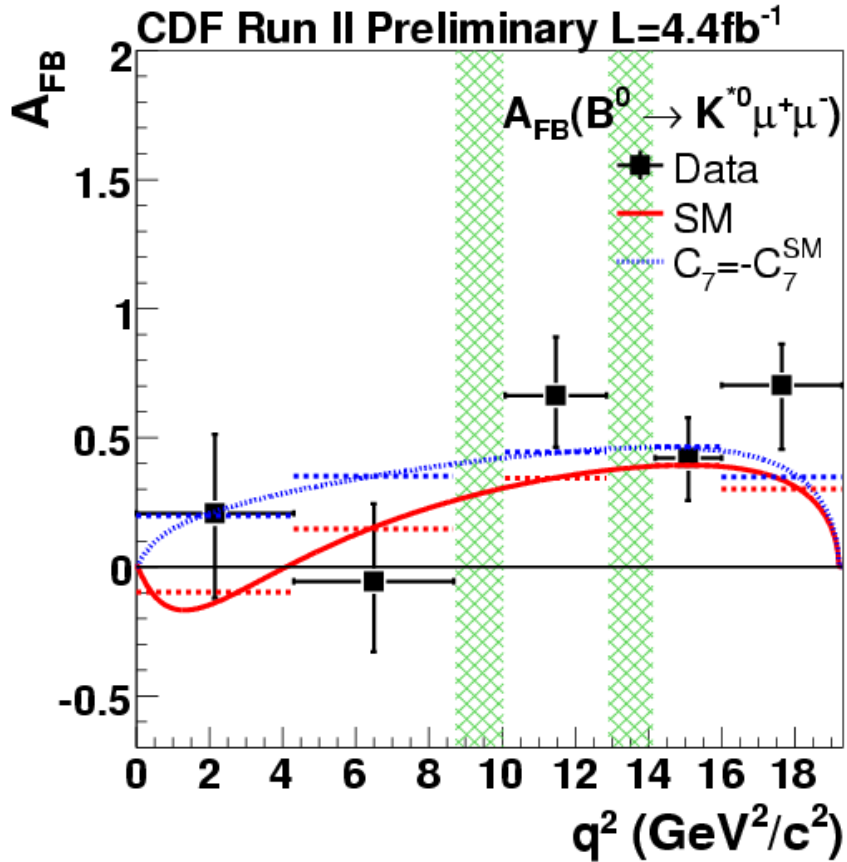


Fit $\cos(\theta_K)$



Fit $\cos(\theta_\mu)$





- CDF provides a measurement in 5 bin and also in the theoretically cleanest range $1 < q^2 < 6$:

$$A_{FB}^{CDF} (1 < q^2 < 6 \text{ GeV}^2/c^4) = 0.43^{+0.36}_{-0.37} \pm 0.06$$

- Compare to Belle $660 \times 10^6 \text{ B}$

$$A_{FB}^{Belle} (1 < q^2 < 6 \text{ GeV}^2/c^4) = 0.26^{+0.27}_{-0.30} \pm 0.07$$



$$A_{FB}^{(*)} (1 < q^2 < 6 \text{ GeV}^2/c^4) = 0.33^{+0.22}_{-0.23} \pm 0.07$$

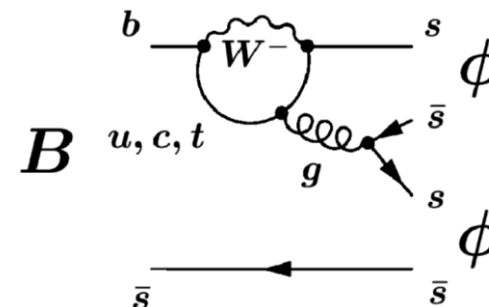
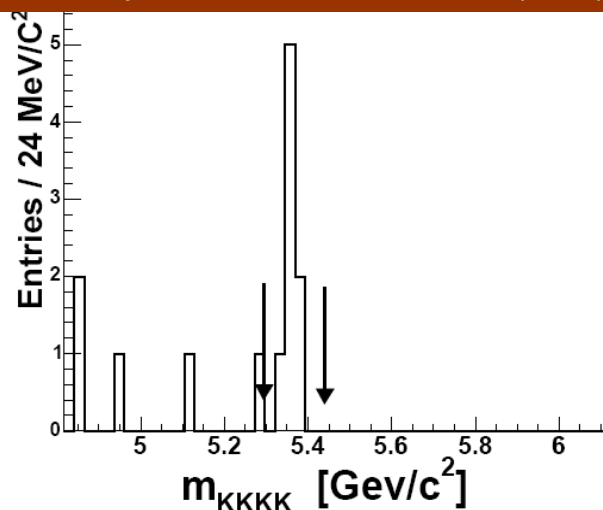
$$A_{FB}^{(th)} (1 < q^2 < 6 \text{ GeV}^2/c^4) = -0.05^{+0.03}_{-0.04} \quad \text{C.Bobeth, et al. arXiv : 1006.5013}$$

- Still inconclusive, wait for more data

(*) speaker very naïve average !

- $b \rightarrow s$ penguin dominated decay

CDF Phys. Rev. Letters 95 031801 (2005)

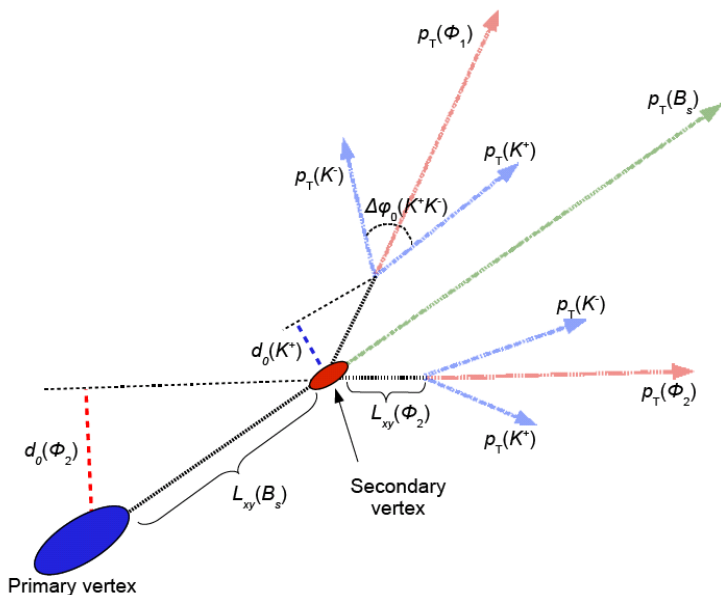


- Thanks to the CDF displaced track trigger :
 - First evidence in just 180 pb^{-1} of Run II data (2004) with 8 events

CDF public note 10064

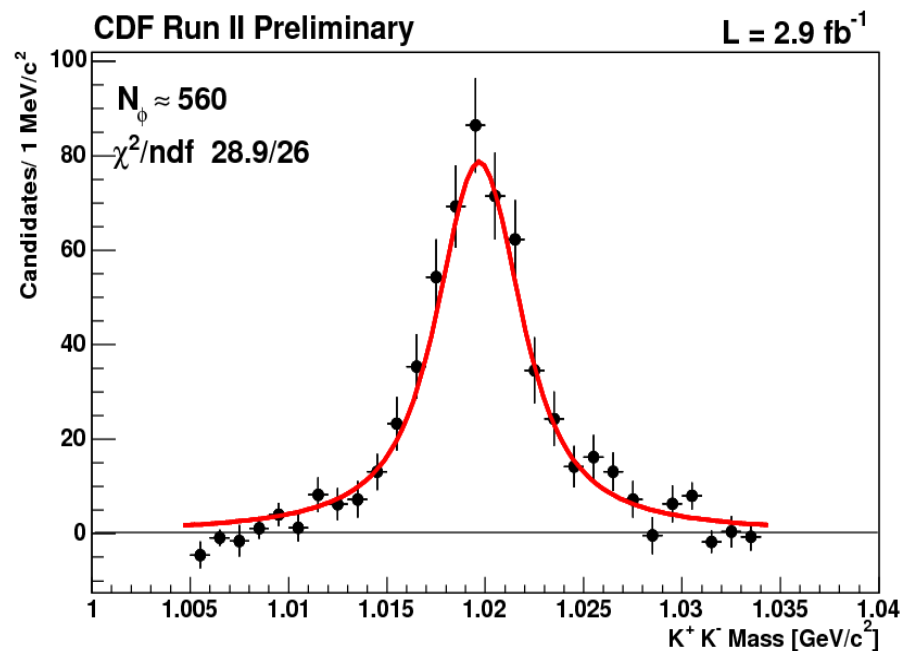
CDF public note 10120

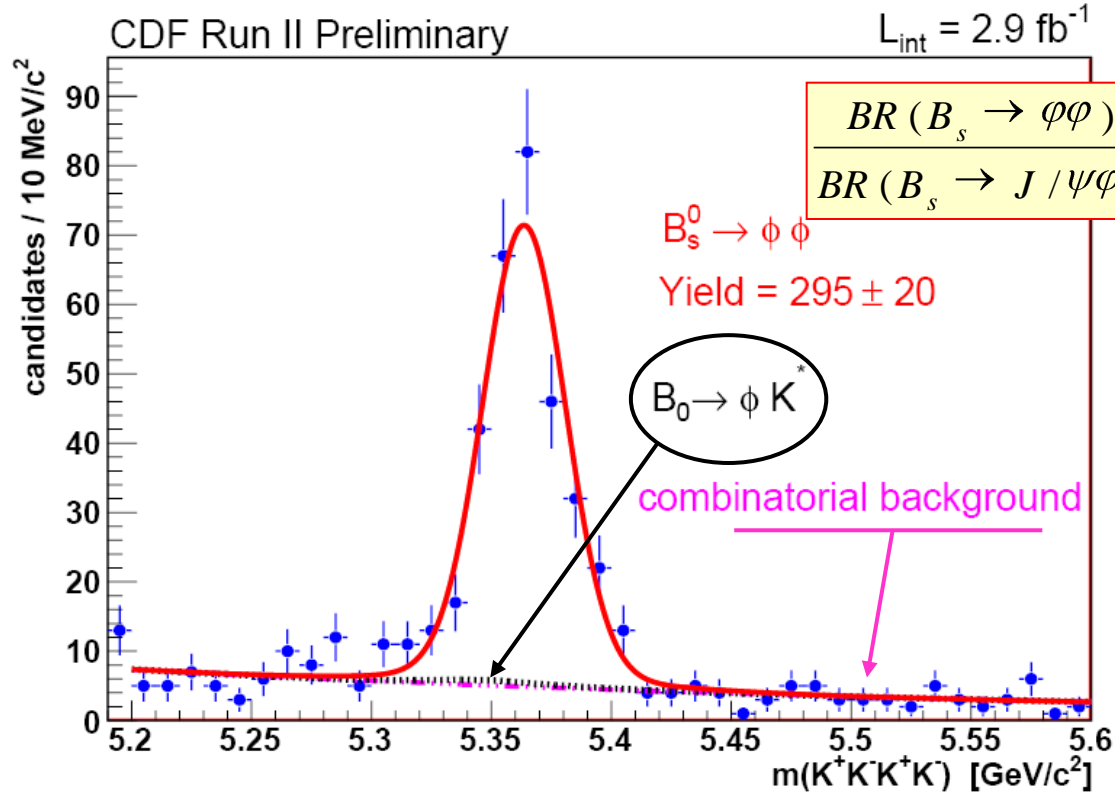
- With 2.9 fb^{-1} of data perform:
 - Improved BR measurement
 - Measurement of polarization amplitudes
 - First experimental data on charmless $B_s \rightarrow \text{Vector-Vector}$: insight into the so called “polarization puzzle”
- Powerful probe for new physics in B_s mixing or in penguin decays via indirect CP violation \rightarrow null SM prediction (not for today)



- Take $|m(KK) - m_{\phi(1020)}| < 15 \text{ MeV}/c^2$
- $B_d \rightarrow \phi K^*$ reflection $\sim 3\%$, no other peaking bkg from simulation of B_s or Λ_b decays
- Use $B_s \rightarrow J/\psi\phi$ with the same trigger selection for normalization in the BR measurement and as a powerful control sample for polarization measurement

Variables		Requirements	
		$B_s^0 \rightarrow \phi\phi$	$B_s^0 \rightarrow J/\psi\phi$
L_{xy}^B	[μm]	> 330	> 290
$p_{T \min}^K$	[GeV/c]	> 0.7	
p_T^ϕ	[GeV/c]		> 1.4
χ_{xy}^2		< 17	< 15
d_0^B	[μm]	< 65	< 80
$d_0^{\phi \max}$	[μm]	> 85	
$p_T^{J/\psi}$	[GeV/c]		> 2.0





• CDF main result:

$$\frac{BR(B_s \rightarrow \phi\phi)}{BR(B_s \rightarrow J/\psi\phi)} = 1.78 \pm 0.14 (stat.) \pm 0.20 (sys.) \gtrsim 10^{-2}$$

- Syst. dominated by polarization uncertainties (will be reduced)
 - Use $BR(B_s \rightarrow J/\psi\phi) = [13.5 \pm 4.6] \cdot 10^{-2}$
 - updated from PDG using more recent f_s/f_d
- for absolute branching ratio:

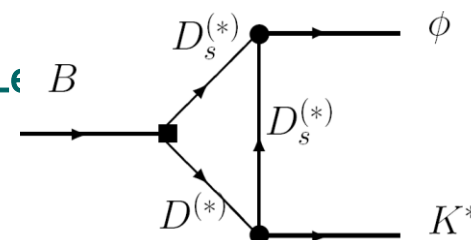
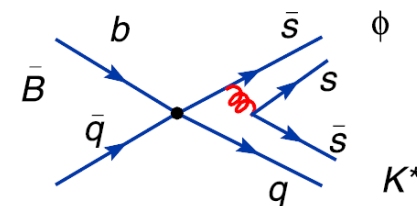
$$BR(B_s \rightarrow \phi\phi) = 4.0 \pm 2.1 (stat.) \pm 2.7 (sys.) \pm 8.2 (BR) \gtrsim 10^{-6}$$

Consistent with both QCDF and pQCD (large uncertainties):

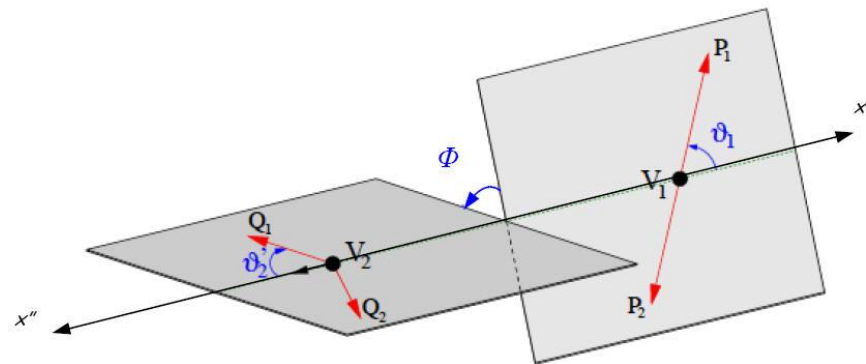
$$BR(B_s \rightarrow \phi\phi) = 19.5 \pm 1.0 (par.)_{-8.0}^{+13.1} (th.) \gtrsim 10^{-6} \quad \text{M.Beneke et al., hep-ph/0612290 (QCDF)}$$

$$(35.3_{-6.9}^{+8.3} (par.)_{-10.2}^{+16.7} (th.)) \cdot 10^{-6} \quad \text{A.Ali et al., hep-ph/0703162 (pQCD)}$$

- In $B \rightarrow VV$ decays 3 decay product relative angular momentum states possible:
 - 3 independent decay amplitudes
 - Best decomposed in a longitudinal and two transverse polarization amplitudes $A_0, A_{//}(\text{CP even}), A_{\perp}(\text{CP odd})$
- Naïve expectation: $|A_0| \gg |A_{//}| \sim |A_{\perp}|$
 - V-A nature of weak interaction and conservation helicity in qcd
- Experimentally violated in penguin decays:
 - subleading contribution (penguin annihilation) [e.g. A. L. Kagan, Phys. Lett. B 601, 151 (2004); Beneke Nucl.Phys. B774:64-101,2007]
 - Final State Interaction (FSI) [P. Colangelo, et al., Phys. Lett. B 597, 291 (2004) + many others]
 - New Physics ?
- $B_s \rightarrow \phi\phi$ Can help resolve the puzzle:
 - if PA is the reason can predict polarization in other modes e.g. $B_s \rightarrow \phi\phi$ [A.Datta, et al. Eur.Phys.J.C60:279-284,2009]



- Measure polarization amplitudes from untagged time-integrated differential decays rate as a function of kaon decay angles (θ_1, θ_2) and the angle between the two decay planes (ϕ)



$$g_s^{(\omega)} = \frac{d^3 \Lambda(\vec{\omega})}{d\vec{\omega}} = \frac{9}{32\pi} \frac{1}{\tilde{W}} \left[\tilde{\mathcal{F}}_e(\vec{\omega}) + \tilde{\mathcal{F}}_o(\vec{\omega}) \right]$$

Assume SM mixing phase:
 $\phi_{B_s \rightarrow \phi\phi} = 0$

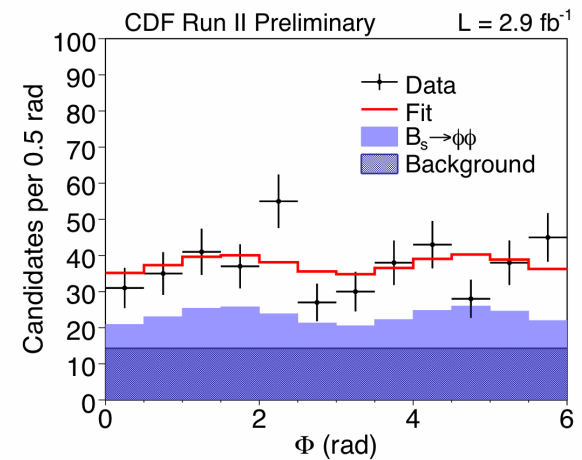
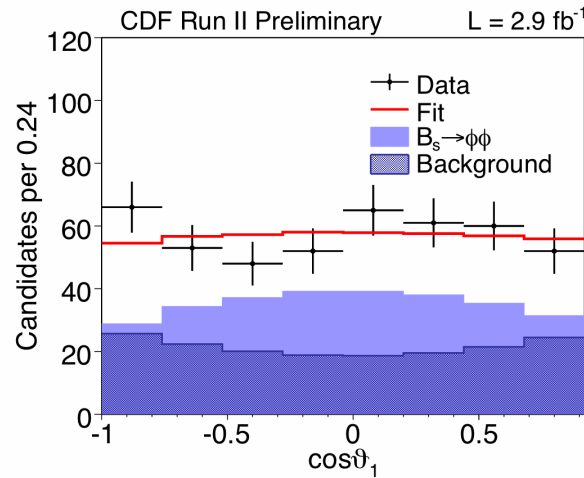
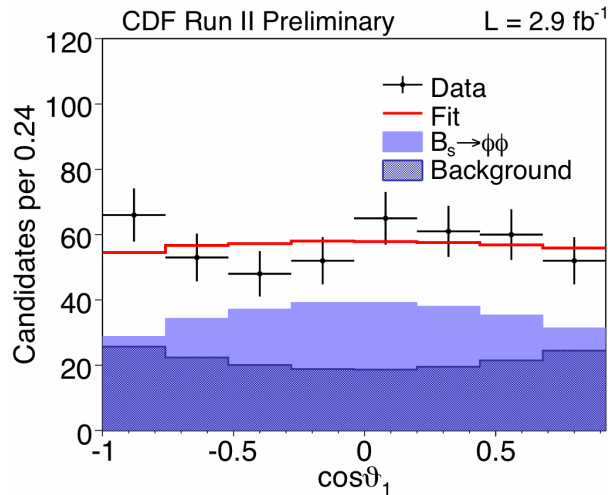
$$\tilde{\mathcal{F}}_e = \frac{2}{\Gamma_L} \left[|A_0|^2 f_1(\vec{\omega}) + |A_{\parallel}|^2 f_2(\vec{\omega}) + |A_0| |A_{\parallel}| \cos \delta_{\parallel} f_5(\vec{\omega}) \right]$$

$$\tilde{\mathcal{F}}_o = \frac{2}{\Gamma_H} |A_{\perp}|^2 f_3(\vec{\omega})$$

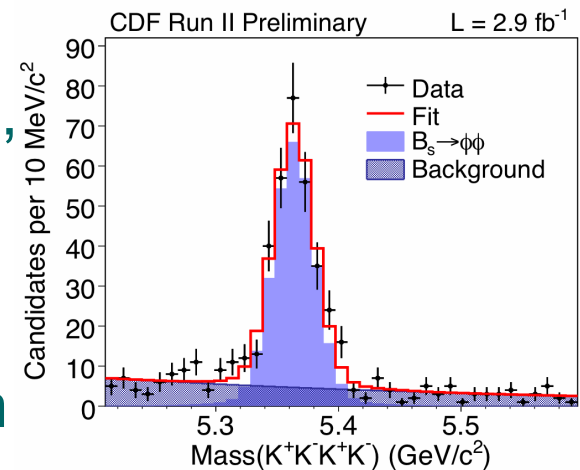
$$\tilde{W} = \frac{|A_0|^2 + |A_{\parallel}|^2}{\Gamma_L} + \frac{|A_{\perp}|^2}{\Gamma_H}$$

OBSERVABLES

Take Γ_L and Γ_H from PDG



- Unbinned maximum likelihood fit to mass and decay angles
- Acceptance correction from simulation, background modeled on sideband (polynomials) and fitted in the whole mass range
- Cross check with $B_s \rightarrow J/\psi\phi$ collected in the same trigger (1700 ev.) consistent with WA within stat. uncertainties



CDF Run II Preliminary

$L = 2.9 \text{ fb}^{-1}$

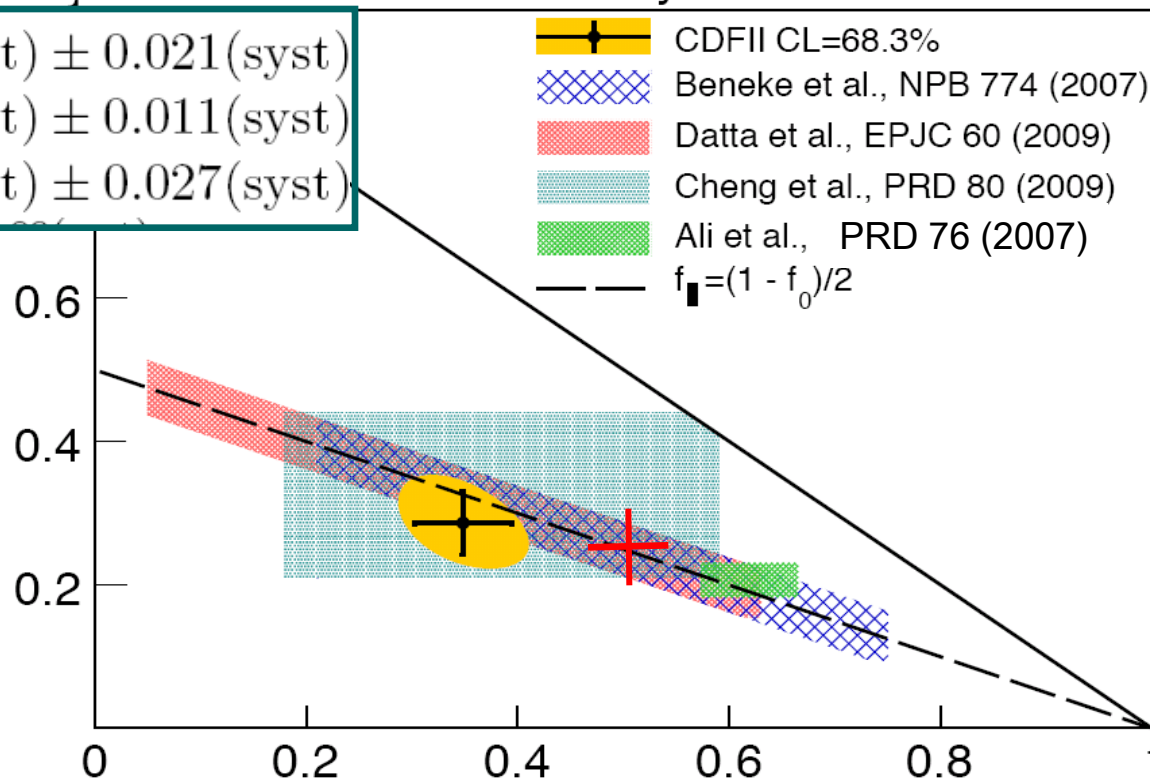
$$|A_0|^2 = 0.348 \pm 0.041(\text{stat}) \pm 0.021(\text{syst})$$

$$|A_{\parallel}|^2 = 0.287 \pm 0.043(\text{stat}) \pm 0.011(\text{syst})$$

$$|A_{\perp}|^2 = 0.365 \pm 0.044(\text{stat}) \pm 0.027(\text{syst})$$

Datta et. al. compare longitudinal fraction via ratio of BR with $B_d \rightarrow \phi K^*$

Beneke, Cheng (QCDF) and Ali (pQCD) all reproduce $B_d \rightarrow \phi K^*$ observables

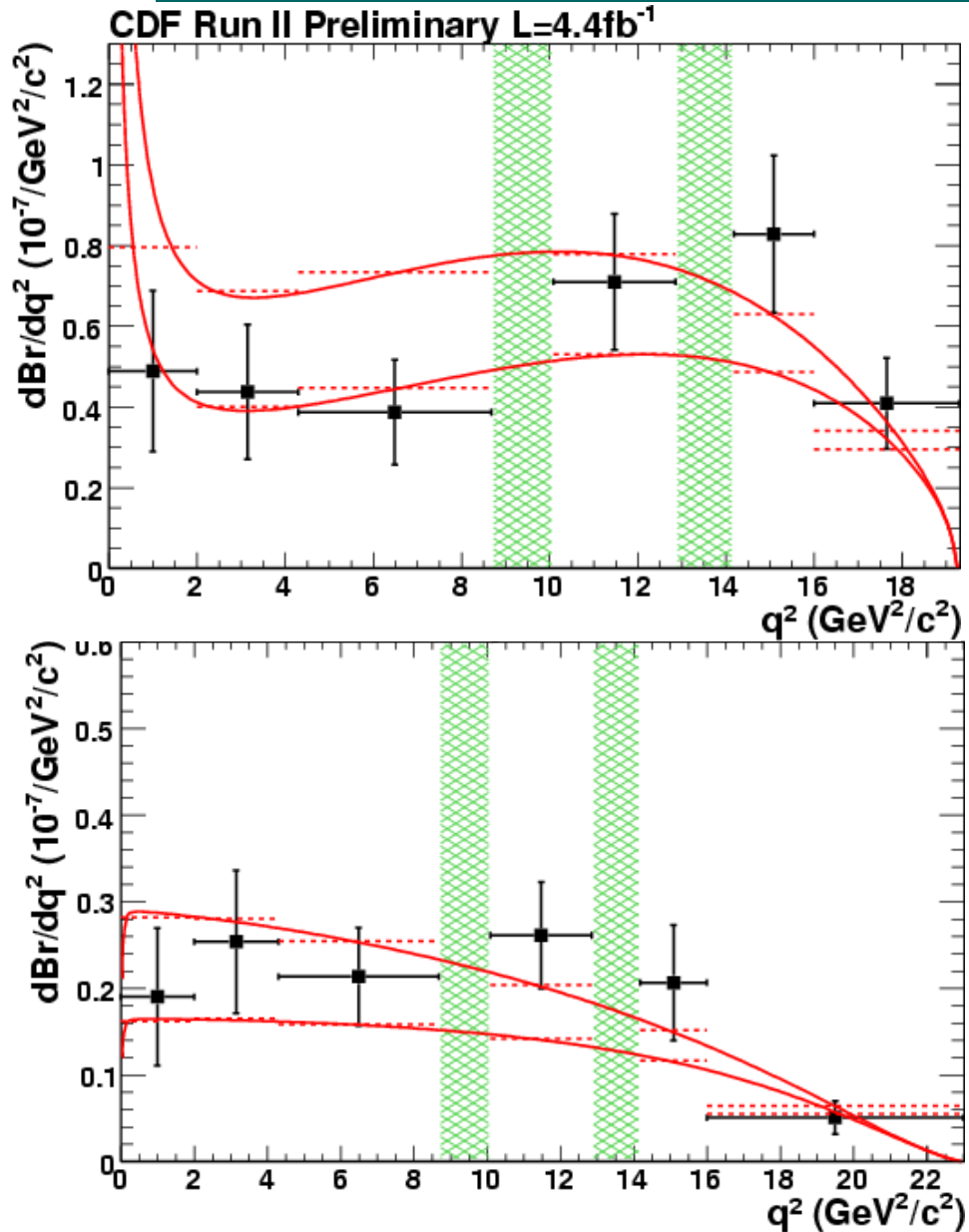


cos(δ_{\parallel})	
CDF	$-0.91^{+0.15}_{-0.13}(\text{stat}) \pm 0.09(\text{syst})$
QCDF	$-0.80^{+0.31}_{-0.16}$ NP B774:64,2007
pQCD	$0.27^{+0.09}_{-0.27}$ PRD76:074018,2007

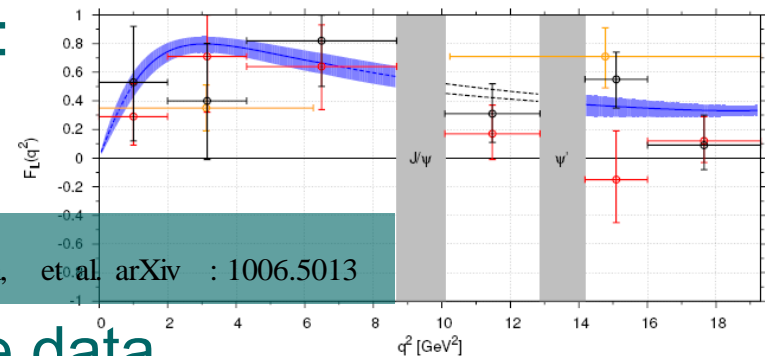
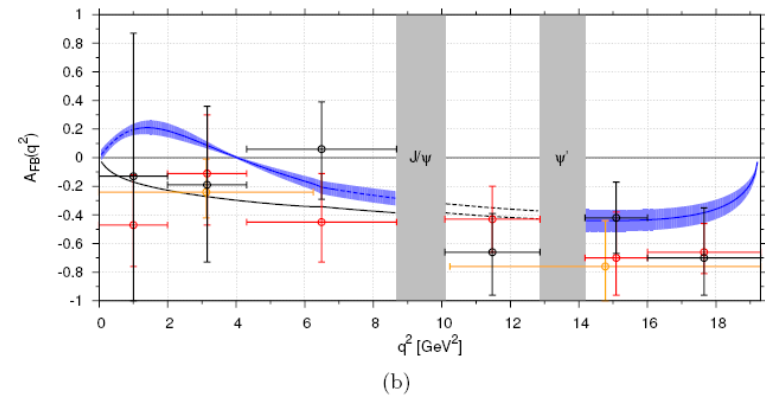
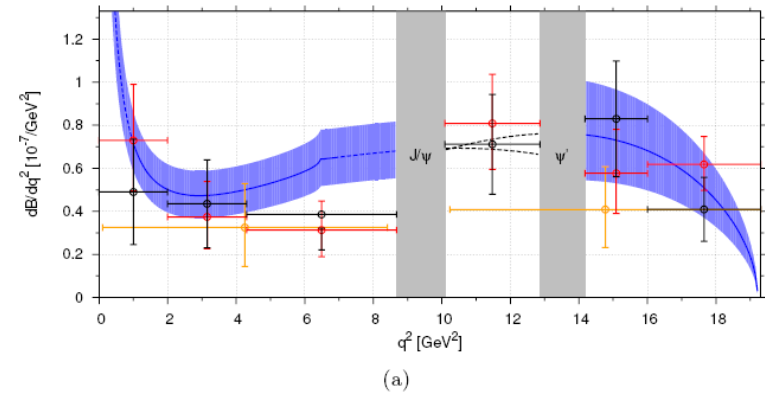
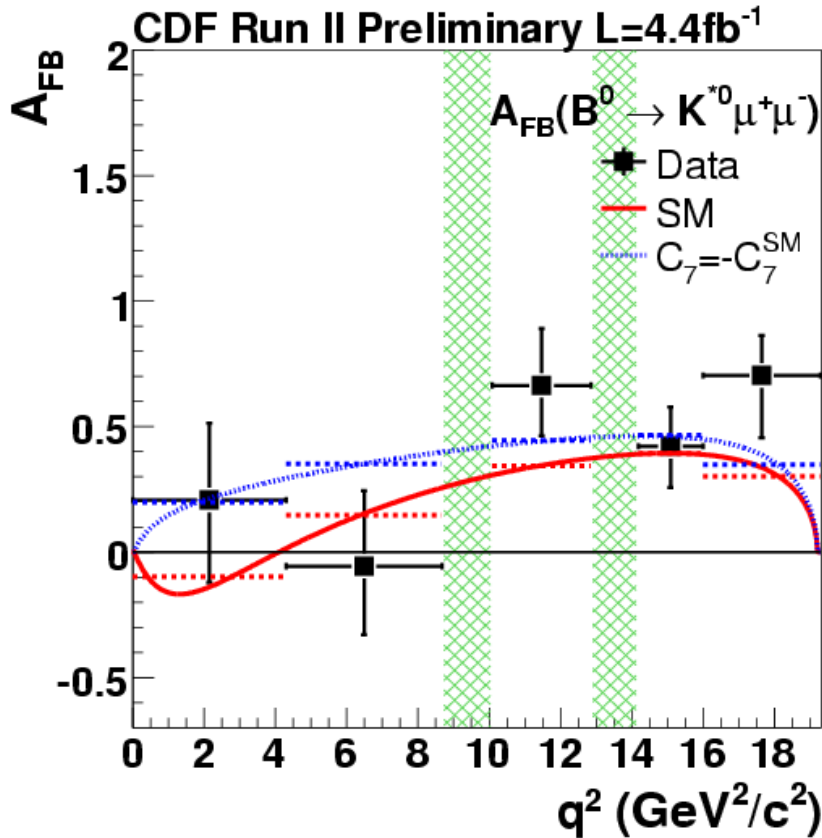
- f_0
- Agreement with QCDF prediction favor polarization puzzle explanation via penguin-annihilation over FSI

- CDF accessing the largest samples of $B_{(s)}$ decays
- Second generation analysis on $b \rightarrow sll$ $B_s \rightarrow \phi\phi$ presented using 3 to 4 fb^{-1} of Run II data
 - Still holding world best limit for $B_s \rightarrow \mu^+\mu^-$
 - BR and differential decays rate and asymmetry for $B \rightarrow K^{(*)}\mu^+\mu^-$
 - First observation of $B_s \rightarrow \phi\mu^+\mu^-$
 - First polarization amplitudes measurement for $B_s \rightarrow \phi\phi$
- Tevatron excellent performances will allow at least doubling available statistics with respect to that used here by 2011
- New interesting results to come

BACKUP



- Measure differential decay rate vs q^2
- Avoid $\psi^{(\prime)}$ resonance regions
- In agreement with predictions within (large) uncertainty due to form factors



In the theoretically cleanest range:

$$A_{FB}^{CDF}(1 < q^2 < 6 \text{ GeV}^2/c^4) = 0.43^{+0.36}_{-0.37} \pm 0.06$$

$$A_{FB}^{(th)}(1 < q^2 < 6 \text{ GeV}^2/c^4) = -0.05^{+0.03}_{-0.04} \quad \text{C. Bobeth, et al. arXiv : 1006.5013}$$

- Still inconclusive, wait for more data

$$\frac{d^4\Gamma(\vec{\omega}, t)}{dt d\vec{\omega}} = \frac{9}{32\pi} \sum_{i=1}^6 K_i(t) f_i(\vec{\omega})$$

$$K_1(t) = \frac{1}{2}|A_0|^2 \left[(1 + \cos\phi_V)e^{-\Gamma_L t} + (1 - \cos\phi_V)e^{-\Gamma_H t} + 2e^{-\Gamma t} \sin(\Delta m t) \sin\phi_V \right]$$

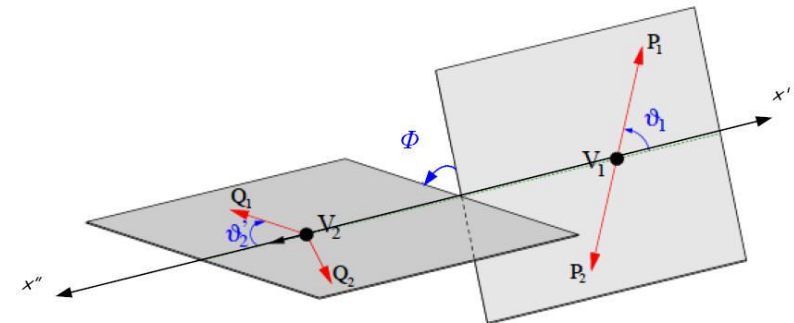
$$K_2(t) = \frac{1}{2}|A_{\parallel}|^2 \left[(1 + \cos\phi_V)e^{-\Gamma_L t} + (1 - \cos\phi_V)e^{-\Gamma_H t} + 2e^{-\Gamma t} \sin(\Delta m t) \sin\phi_V \right]$$

$$K_3(t) = \frac{1}{2}|A_{\perp}|^2 \left[(1 - \cos\phi_V)e^{-\Gamma_L t} + (1 + \cos\phi_V)e^{-\Gamma_H t} - 2e^{-\Gamma t} \sin(\Delta m t) \sin\phi_V \right]$$

$$K_4(t) = |A_{\parallel}||A_{\perp}| \left[e^{-\Gamma t} \left(\sin\delta_1 \cos(\Delta m t) - \cos\delta_1 \sin(\Delta m t) \cos\phi_V \right) - \frac{1}{2} \left(e^{-\Gamma_H t} - e^{-\Gamma_L t} \right) \cos\delta_1 \sin\phi_V \right]$$

$$K_5(t) = \frac{1}{2}|A_0||A_{\parallel}| \cos(\delta_2 - \delta_1) \left[(1 + \cos\phi_V)e^{-\Gamma_L t} + (1 - \cos\phi_V)e^{-\Gamma_H t} + 2e^{-\Gamma t} \sin(\Delta m t) \sin\phi_V \right]$$

$$K_6(t) = |A_0||A_{\parallel}| \left[e^{-\Gamma t} \left(\sin\delta_2 \cos(\Delta m t) - \cos\delta_2 \sin(\Delta m t) \cos\phi_V \right) - \frac{1}{2} \left(e^{-\Gamma_H t} - e^{-\Gamma_L t} \right) \cos\delta_2 \sin\phi_V \right]$$



$$f_1(\vec{\omega}) = 4 \cos^2 \vartheta_1 \cos^2 \vartheta_2$$

$$f_2(\vec{\omega}) = \sin^2 \vartheta_1 \sin^2 \vartheta_2 (1 + \cos 2\Phi)$$

$$f_3(\vec{\omega}) = \sin^2 \vartheta_1 \sin^2 \vartheta_2 (1 - \cos 2\Phi)$$

$$f_4(\vec{\omega}) = -2 \sin^2 \vartheta_1 \sin^2 \vartheta_2 \sin 2\Phi$$

$$f_5(\vec{\omega}) = \sqrt{2} \sin 2\vartheta_1 \sin 2\vartheta_2 \cos \Phi$$

$$f_6(\vec{\omega}) = -\sqrt{2} \sin 2\vartheta_1 \sin 2\vartheta_2 \sin \Phi$$

Untagged + $\phi_V=0$

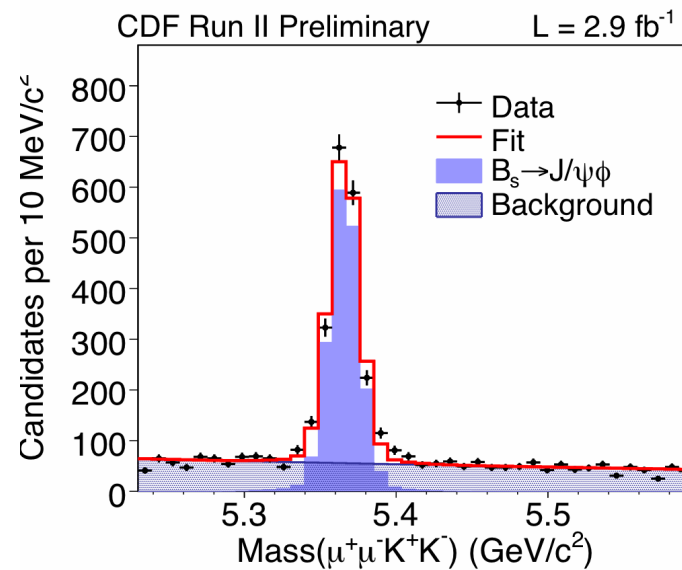
$$\frac{d^4\Gamma(\vec{\omega}, t)}{dt d\vec{\omega}} = \frac{9}{32\pi} \left[\mathcal{F}_o(\vec{\omega}) \mathcal{K}_L(t) + \mathcal{F}_e(\vec{\omega}) \mathcal{K}_H(t) \right]$$

	$B_s^0 \rightarrow \phi\phi$	$B_s^0 \rightarrow J/\psi\phi$
	$\Delta N_{\phi\phi}/N_{\phi\phi}$	$\Delta N_{J/\psi\phi}/N_{J/\psi\phi}$
fit range	3%	-
signal parametrization	3%	2%
background subtraction: error on BRs	1%	1%
	$\Delta \varepsilon_{\phi\phi}/\varepsilon_{\phi\phi}$	$\Delta \varepsilon_{J/\psi\phi}/\varepsilon_{J/\psi\phi}$
polarization in MC	7%	6%
	$\Delta \varepsilon_{\phi\phi}/\varepsilon_{J/\psi\phi}$	
XFT particle dep.	4%	
p_T reweight	0.9%	
	$\Delta \varepsilon_{\mu}/\varepsilon_{\mu}$	
η parametrization & correlation	0.9%	

Table 16: Contributions to the total relative uncertainty from the systematic uncertainty sources considered.

	$ A_0 ^2$ syst	$ A_{ } ^2$ syst	$ A_{\perp} ^2$ syst	$\cos \delta_{ }$ syst
MC reweight	± 0.003	± 0.001	± 0.002	± 0.007
Acceptance binning	± 0.001	± 0.001	± 0.000	± 0.004
Acceptance Model	± 0.005	± 0.002	± 0.003	± 0.005
Background Model	± 0.001	± 0.001	± 0.002	± 0.009
Acceptance ct -dependence	± 0.000	± 0.001	± 0.001	± 0.004
Reflection component	± 0.008	± 0.002	± 0.006	± 0.019
Non-resonant contribution	± 0.013	± 0.003	± 0.010	± 0.084
Satellite peak	± 0.004	± 0.000	± 0.004	± 0.020
Acceptance $\Delta\Gamma$ -dependence	± 0.009	± 0.009	± 0.016	± 0.011
$\tau_{L(H)}$ uncertainties	± 0.008	± 0.006	± 0.017	
total	± 0.021	± 0.011	± 0.027	± 0.089

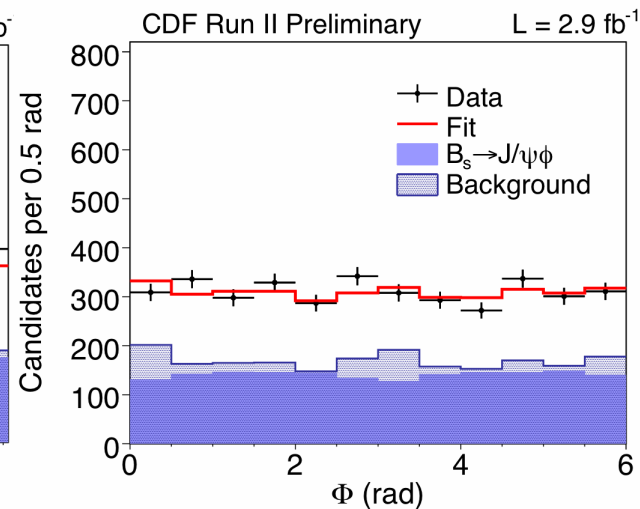
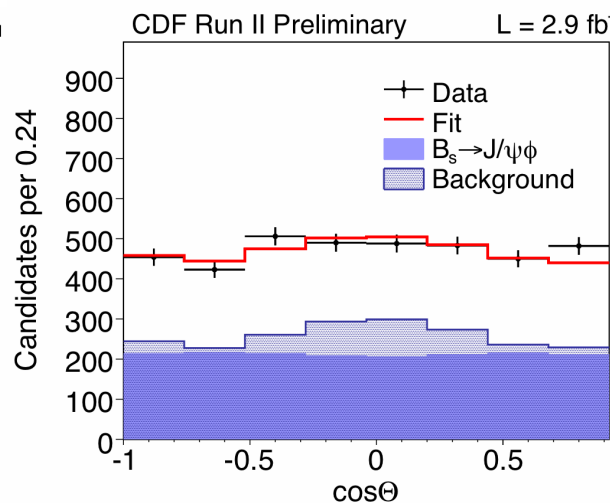
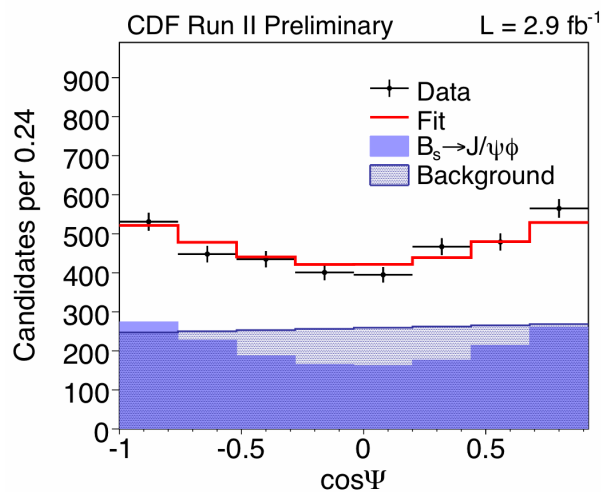
- Analysis performed in transversity basis
- Assume no CP violation: $bs = 0$
- Angular acceptance determined from simulation as in the $B_s \rightarrow \phi\phi$ case
- Compared to CDF measurement from di-muon trigger with 1.7 fb^{-1} [PRL 100, 121803 (2008)]
- and $D\bar{D}$ measurement with 2.8 fb^{-1} [Phys.Rev.Lett.102:032001,2009]



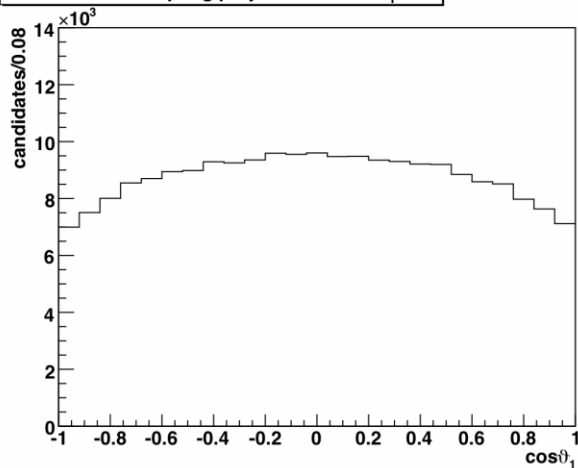
Dimuon sample result

$ A_0 ^2$	0.534 ± 0.019	$0.531 \pm 0.020(\text{stat}) \pm 0.007(\text{syst})$	0.555 ± 0.027
$ A_{ } ^2$	0.220 ± 0.025	$0.239 \pm 0.029(\text{stat}) \pm 0.011(\text{syst})$	0.244 ± 0.032

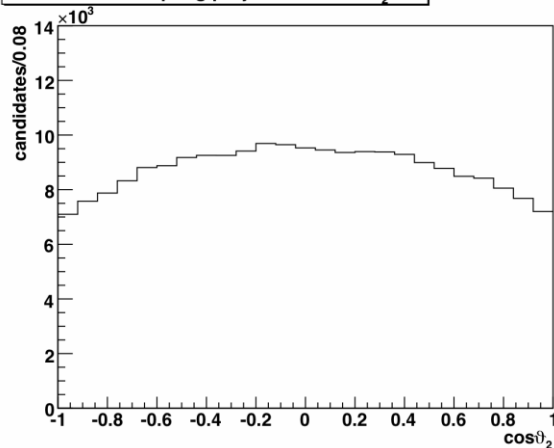
Physical Review Letters, 100:121803, 2008



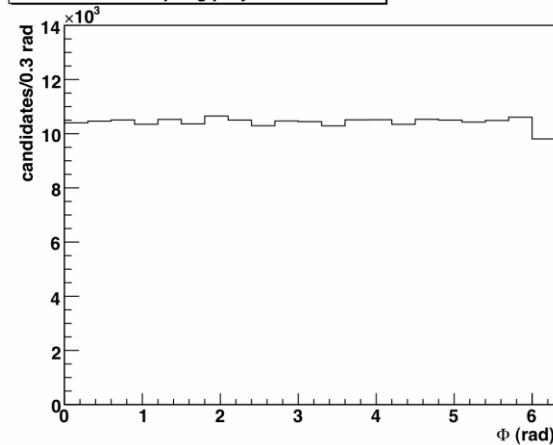
Detector sculpting projection on $\cos\vartheta_1$



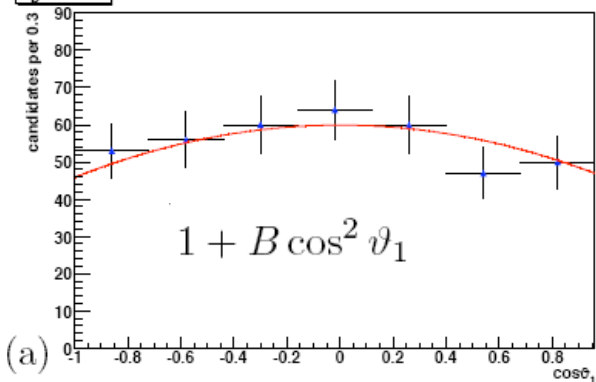
Detector sculpting projection on $\cos\vartheta_2$



Detector sculpting projection on Φ

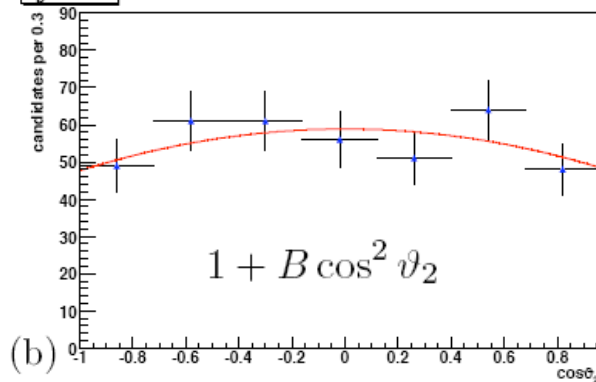


$g_b(\cos\vartheta_1)$



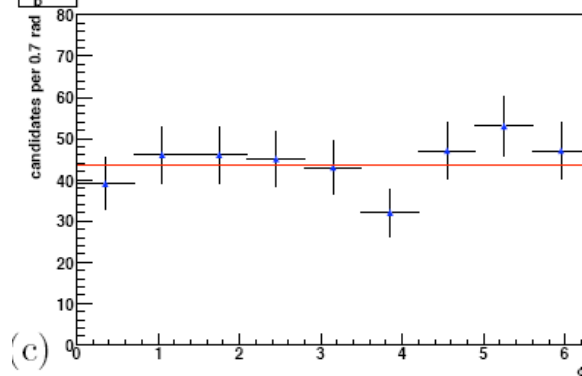
(a)

$g_b(\cos\vartheta_2)$



(b)

$g_b(\Phi)$



(c)