

S. Banerjee, G. Dissertori, M. Guchait, G. Majumder, F. Moortgat, F. Ronga, M. Weber, J. Weng on behalf of the CMS collaboration

Hadronic event shapes are studied using the first 78 nb⁻¹ of 7 TeV proton-proton collision data collected with the CMS detector at the Large Hadron Collider. Hadronic event shapes are used to study the geometric structure of the hadronic final state. Normalized event-shape distributions, using jet four-momenta as input, are shown to be robust against various sources of systematic uncertainty. It is demonstrated that this early measurement of event-shape variables allows to study differences in the modelling of QCD multi-jet production.

Definition of Event-Shape Variables:

The definitions of [1] are used:

- **central transverse thrust:**

$$T_{\perp,C} \equiv \max_{\vec{n}_T} \frac{\sum_{i \in C} |\vec{p}_{\perp,i} \cdot \vec{n}_T|}{\sum_{i \in C} p_{\perp,i}}$$

- **central thrust minor:**

$$T_{m,C} \equiv \frac{\sum_{i \in C} |\vec{p}_{\perp,i} \times \vec{n}_{T,C}|}{\sum_{i \in C} p_{\perp,i}}$$

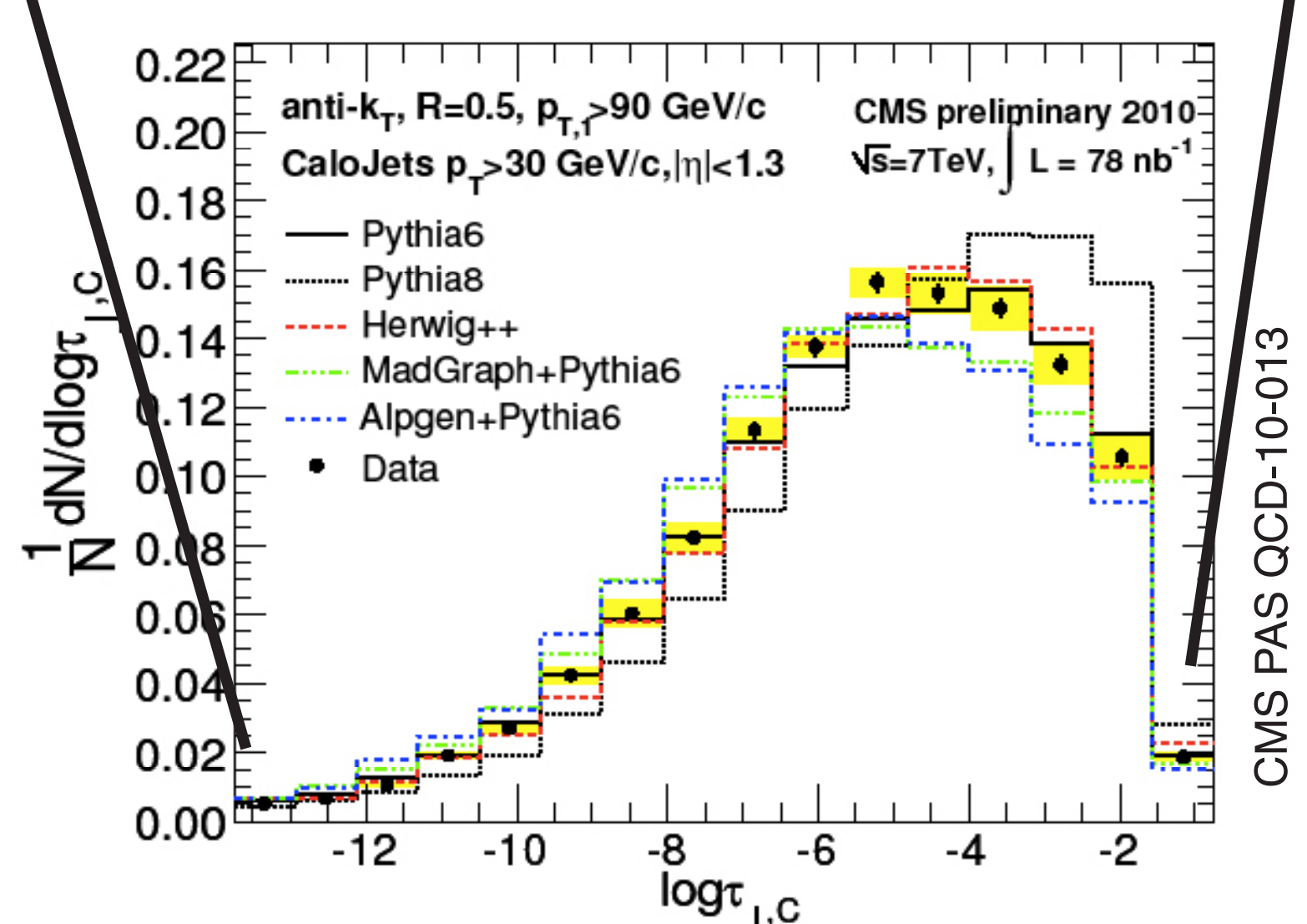

- Jet four-momenta are used as input (jet-algo: anti-k_T, R=0.5).

Event Preselection:

- Two hardest jets are required to be central: $|\eta| < 1.3$
- Only central jets with $p_{T,1} > 30$ GeV/c are used for the event shape calculation.
- Correct jets for their η -dependent and absolute jet energy response.
- Two bins according to the leading jet $p_{T,1} > 60$ GeV/c and $p_{T,1} > 90$ GeV/c.

For Illustration: central transverse thrust

central transverse thrust plotted in natural logarithm: $\log \tau_{\perp,C} = \log(1 - T_{\perp,C})$.



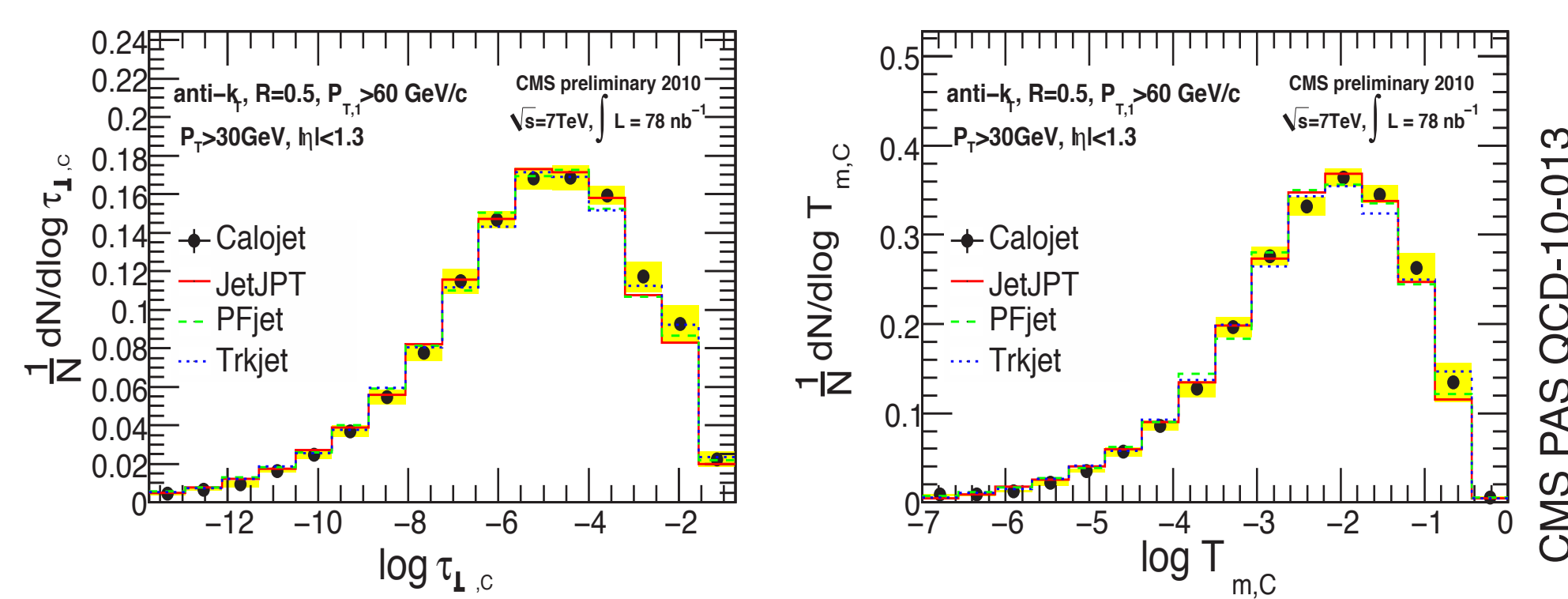
The region of low values is mainly populated with back-to-back dijet events. Multi-jet events dominate in the region of higher values.

Sensitivity to different Jet Types

Four different jet reconstruction types are used at CMS:

- Calorimeter Jets (CaloJets) use energy deposits of calorimeter cells as input.
- Jet-Plus-Track-Jets (JetJPT): Calojets are modified in energy and position using associated tracks.
- TrackJets: charged tracks are combined into jets.

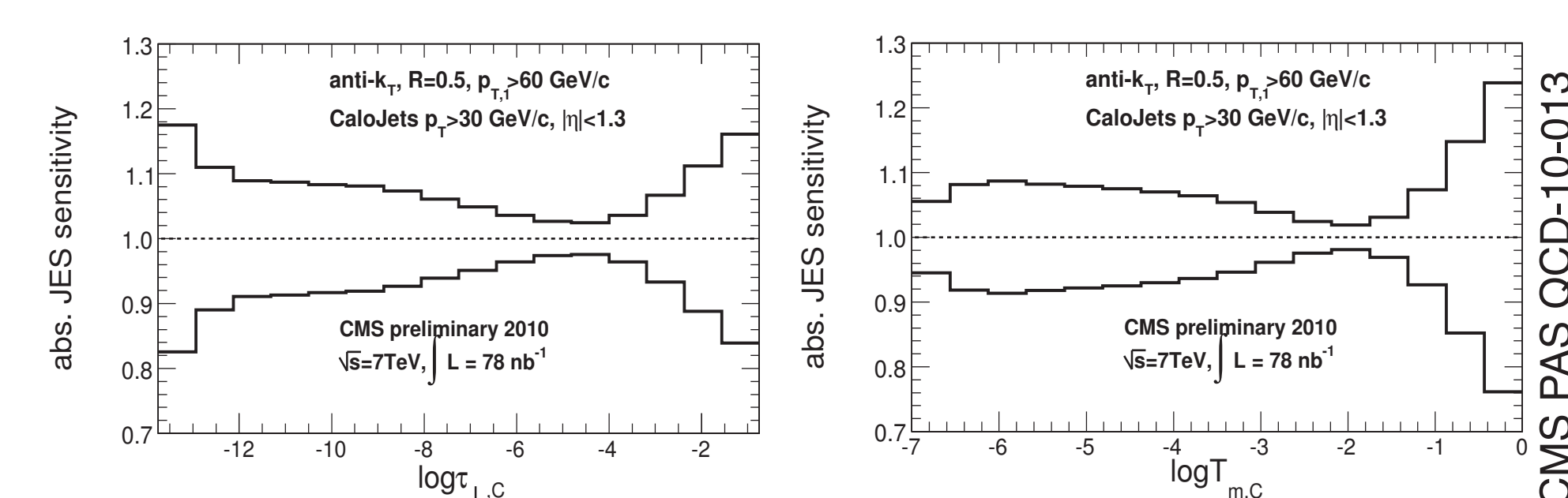
- Particle Flow Jets (PFJets): particles are reconstructed as a combination of tracks and calorimeter deposits using particle flow techniques. Then jets are clustered out of these [3].



The central transverse thrust (left) and central thrust minor (right) distributions show a nice agreement for all four jet reconstruction types.

Sensitivity to systematic uncertainties:

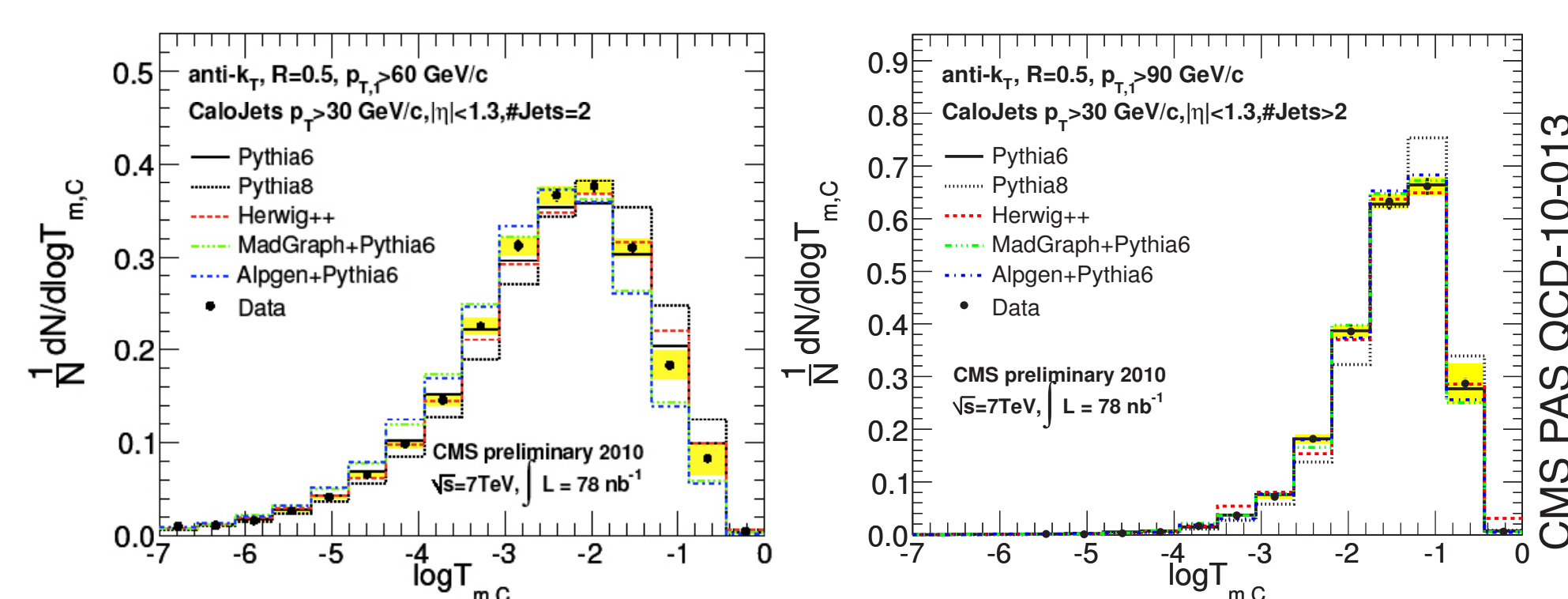
- Sensitivity to the jet energy scale uncertainty estimated by absolute $\pm 10\%$ and η -dependent $\pm 2\% \cdot |\eta|$ -variations, based on preliminary studies with CMS data [4].
- The uncertainty on the jet energy scale modifies the number of jets passing the p_T -threshold and thus affects the distributions.
- The maximum bin-by-bin difference between the original and the two shifted distributions is assigned as systematic error. At present this constitutes the dominant systematic error.



Effect of a 10% variation in the jet energy scale on the central transverse thrust (left) and the central thrust minor (right) distribution for event with $p_{T,1} > 60$ GeV/c.

- Systematic error on the Monte Carlo distributions due to the imperfect simulation of the jet energy and position resolutions: 2-4% deviations on distributions.

Event Shapes in multiplicity bins:



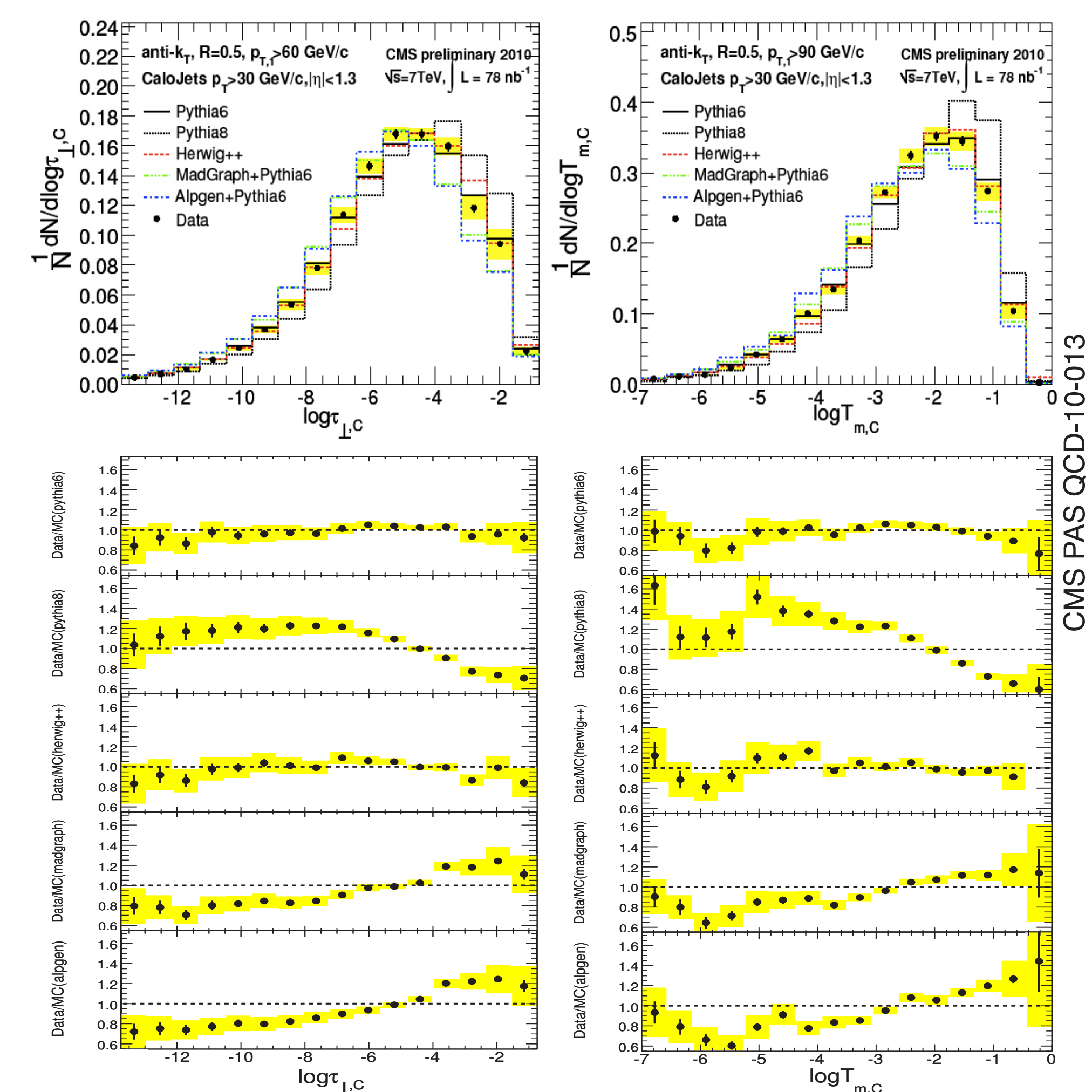
The distribution of thrust minor for events with exactly two central jets (left) and events with three or more central jets (right).

- Event shapes are shown separately for exactly two and ≥ 3 central jets.
- In the phase space region of three or more well-separated hard central jets, MadGraph, Alpgen, Pythia6 and Herwig++ show a reasonable agreement with the data.
- Deviations of Madgraph and Alpgen are more pronounced in the phase space region of exactly two hard central jets.

Results:

Normalized event shape distributions are compared with predictions of Pythia6, Pythia8, Herwig++, Alpgen and MadGraph.

- Integrated recorded luminosity of 78 nb⁻¹.
- The bars represent the statistical error on the data, the yellow band the sum of systematic and statistical errors.
- The bottom plots show the ratio between data and the predictions. The band additionally includes the jet resolution uncertainty on Monte Carlo.



The central transverse thrust distribution for events with $p_{T,1} > 60$ GeV/c (left) and the central thrust minor distribution for events with $p_{T,1} > 90$ GeV/c (right) using a dataset of 78 nb⁻¹. The bottom plots show the ratio between data and the different simulation samples.

- Pythia6 and Herwig++ predictions agree with the measurement within experimental uncertainties.
- Pythia8 underestimates the fraction of back-to-back dijet events, Alpgen and MadGraph overestimate it.

Summary

- Hadronic event-shape distributions have been measured in a dataset of 78 nb⁻¹ of 7 TeV proton-proton collisions collected with the CMS detector.
- Event Shapes are shown to be robust against uncertainties in the jet energy scale and experimental resolution.
- The data is compared with predictions after full detector simulation:
 - The distributions from Pythia6 and Herwig++ show a satisfactory agreement with the data.
 - Discrepancies between the data and predictions from Alpgen, MadGraph and Pythia8.

References:

- [1] A. Banfi, G.P. Salam, G. Zanderighi, JHEP **06** (2010) 038
- [2] CMS Collaboration, CMS-PAS QCD-10-013 (2010)
- [3] CMS Collaboration, CMS-PAS PFT-10-002 (2010)
- [4] CMS Collaboration, CMS-PAS JME-10-003 (2010)