



Studies of Υ decays at Belle

Mauro Verzetti, INFN, Univ. of Torino

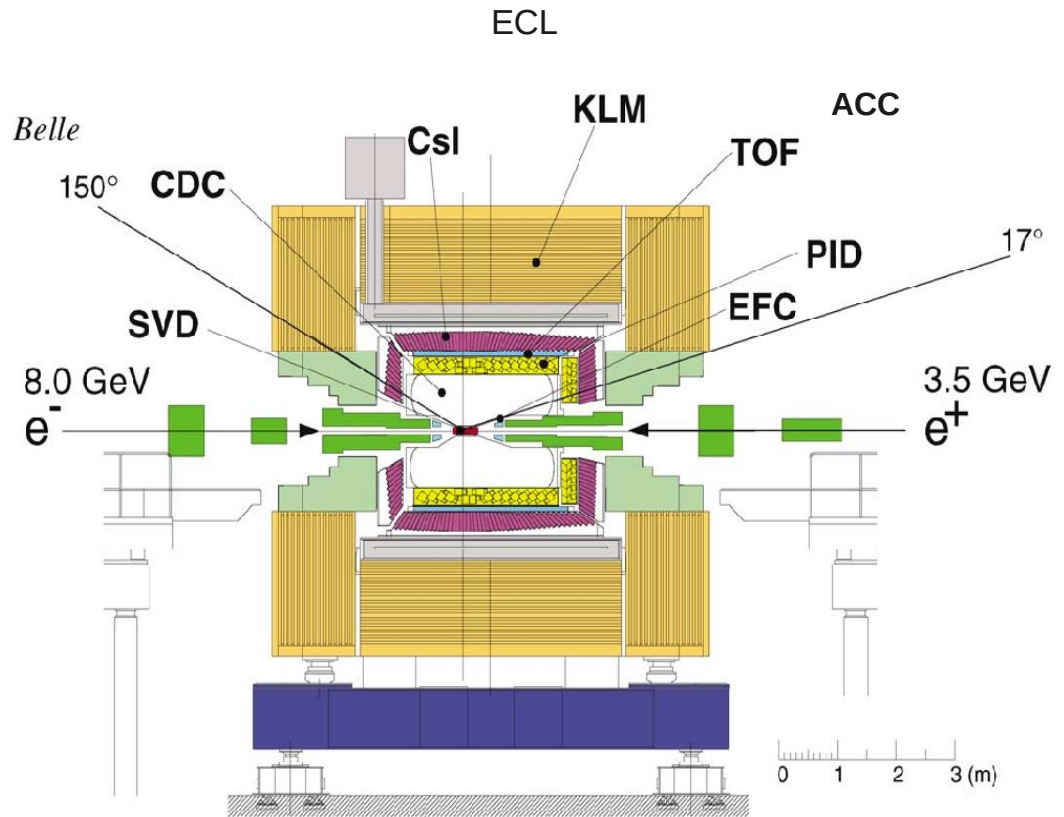
ICHEP, Paris, July 21-18 2010

Outline

- $Y(5S) \rightarrow Y(1,2,3S) \pi^+ \pi^-$
- $Y(5S) \rightarrow B^{(*)} \bar{B}^{(*)} (\pi)$
- $Y(2S) \rightarrow \gamma \chi_b \rightarrow \gamma \gamma Y(1S)$

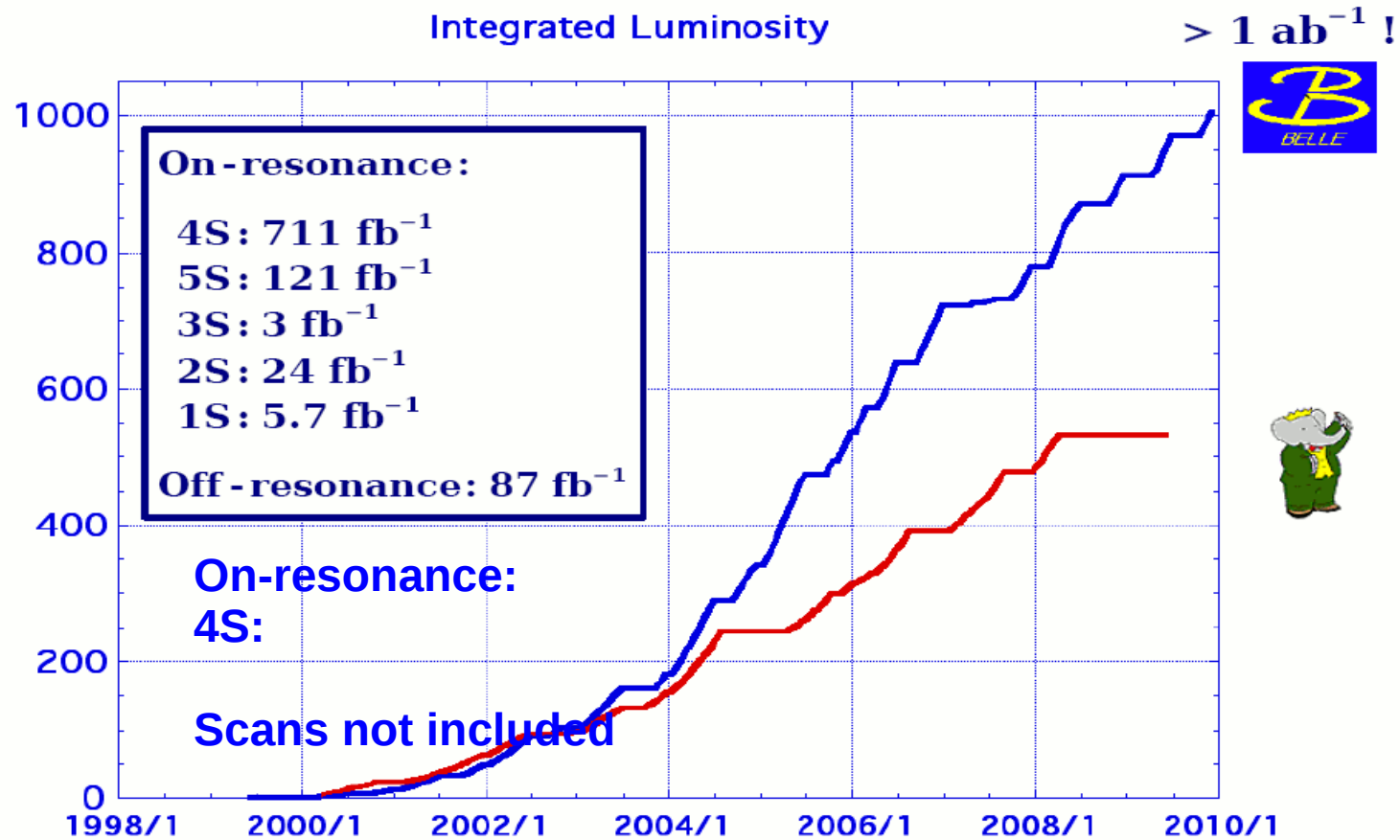
Belle Detector

- The Lorentz boost of the CM frame is kept constant varying the beam energies
- Run at Y(5S)
 - e^+ : 3.595 GeV
 - e^- : 8.211 GeV
- Run at Y(2S)
 - e^+ : 3.316 GeV
 - e^- : 7.575 GeV



Belle I ended data taking in June 2010

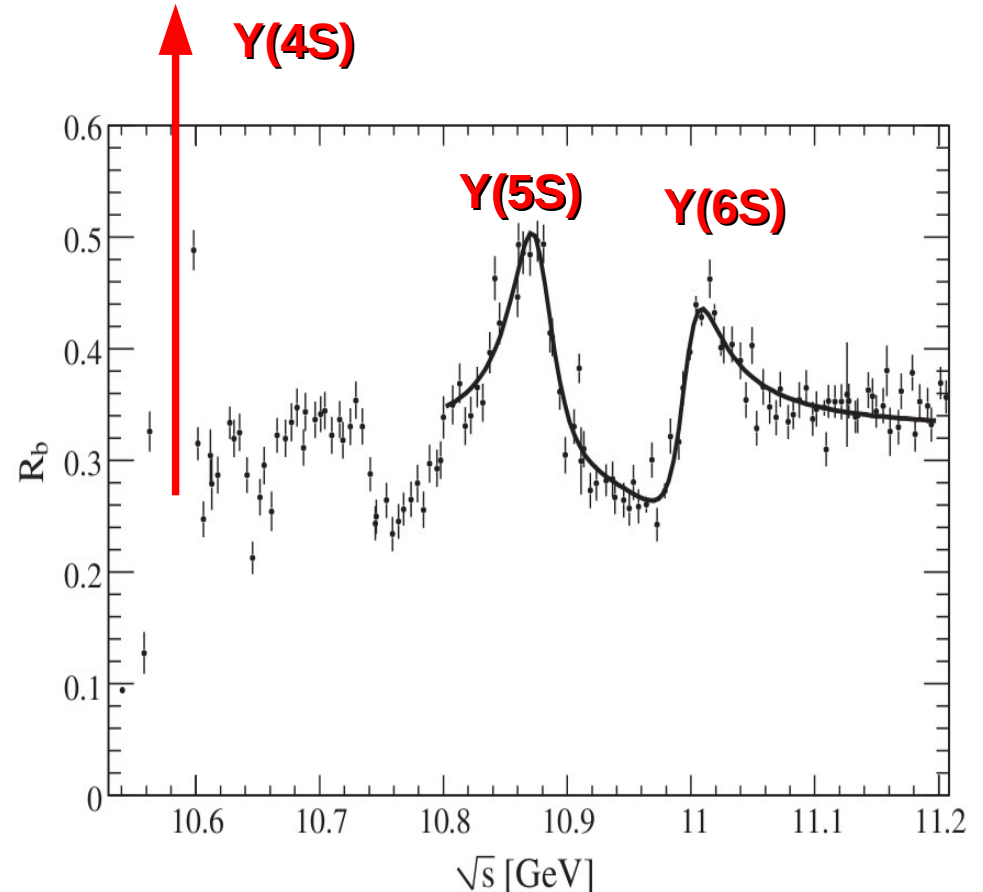
Belle data taking at $Y(2,5S)$



2010 Belle scan @ $Y(5-6S)$ region: 16 points 5MeV apart with $\sim 50 \text{ pb}^{-1}$ each

Hadronic cross section at $Y(5S)$

- $Y(5S)$ and above:
 - Continuum:
 $e^+e^- \rightarrow q\bar{q}$ ($q = u, d, s, c, \mathbf{b}$)
 - Production of open bottom
 - Resonant ISR
 - Resonance production:
mainly decay in $B\bar{B}$ (OZI rule)
 - Increase of hadronic cross-section, mainly $B\bar{B}$ channel



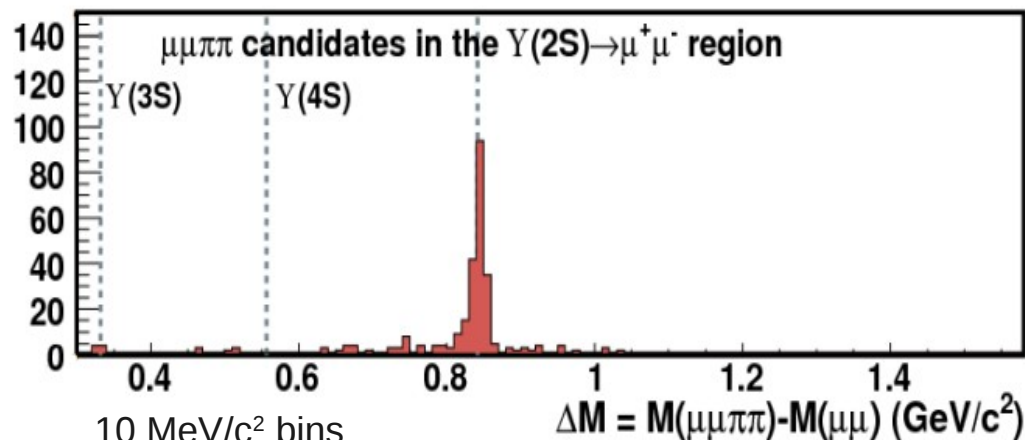
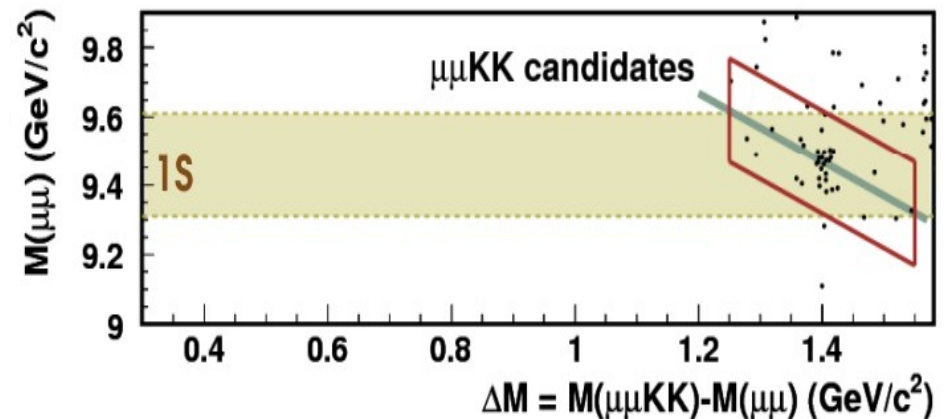
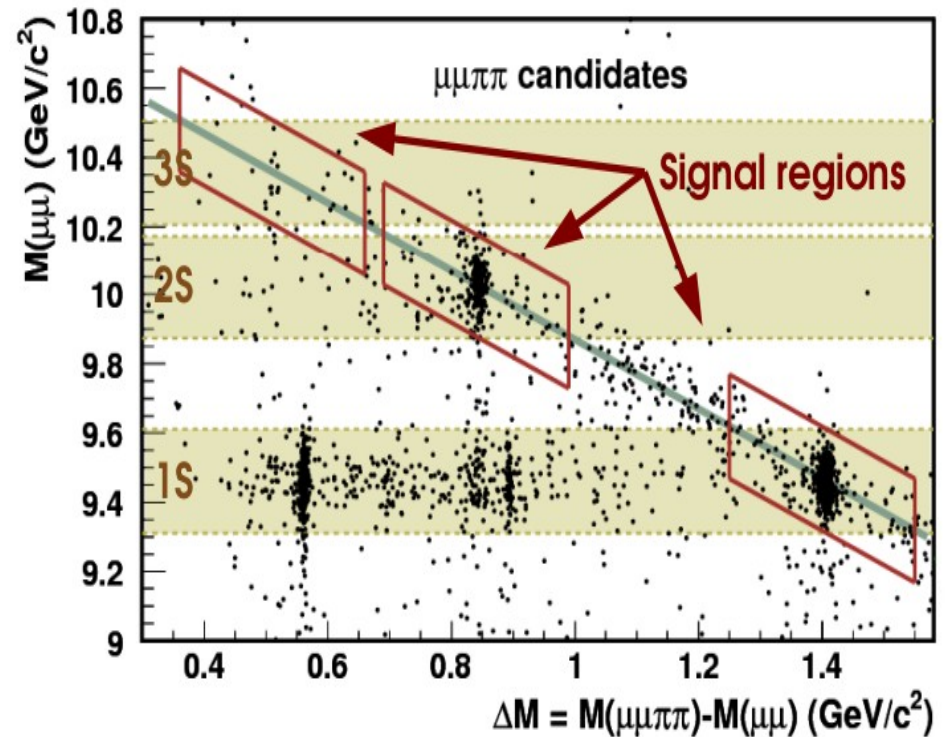
BaBar: PRL 102, 012001 (2009)

Observation of $Y(5S) \rightarrow \pi^+\pi^-Y(1,2S)$

K.-F. Chen et al.

PRL 100, 112001 (2008)

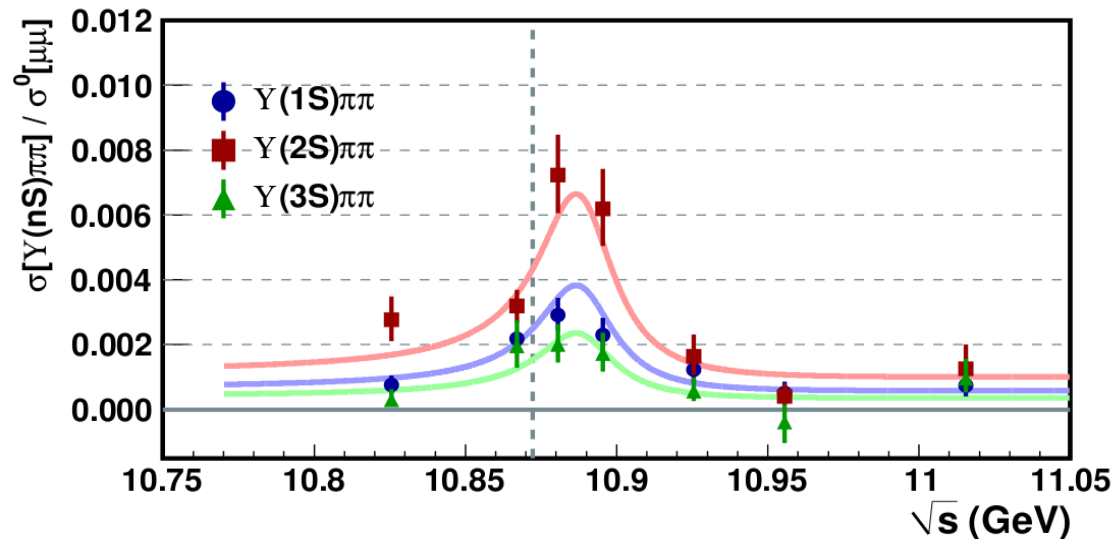
- Huge excess of events
 $Y(5S) \rightarrow \pi^+\pi^-Y(1,2S)$:
 $O(10^2) \times Y(4S)$
- Similar process found in charmonium at an energy close to a dip of $D\bar{D}$ cross-section
 $Y(4260) \rightarrow J/\Psi\pi\pi$



10 MeV/c² bins

07/23/2010

Scan of the $Y(5S)$ region



- In Dec 2007 Belle performed a scan of the $Y(5S)$ region searching for the signature of a possible hybrid states
- 6 point scan with $1\text{-}2\text{fb}^{-1}$ each + data taken at $Y(5S)$
- Slight difference in mass compared to the nominal mass of the $Y(5S)$

Scan of the $\Upsilon(5S)$ region

Fit with common μ and Γ			
Process	Peak σ (pb)	μ (MeV)	Γ (MeV)
$\Upsilon(1S)\pi\pi$	$2.46^{+0.27}_{-0.25} \pm 0.18$		
$\Upsilon(2S)\pi\pi$	$4.18^{+0.49}_{-0.46} \pm 0.55$	$10889.6 \pm 1.8 \pm 1.5$	$54.7^{+8.5}_{-7.2} \pm 2.5$
$\Upsilon(3S)\pi\pi$	$1.61^{+0.31}_{-0.28} \pm 0.21$		
Fit with separate μ 's and Γ 's			
Process	Peak σ (pb)	μ (MeV)	Γ (MeV)
$\Upsilon(1S)\pi\pi$	$2.03^{+0.27}_{-0.22} \pm 0.15$	$10887.4^{+4.1}_{-4.5} \pm 1.6$	$74^{+19}_{-14} \pm 3$
$\Upsilon(2S)\pi\pi$	$5.77^{+0.90}_{-0.80} \pm 0.67$	$10890.3^{+2.3}_{-1.9} \pm 1.4$	$37.0^{+7.9}_{-6.2} \pm 3.1$
$\Upsilon(3S)\pi\pi$	$1.65^{+0.36}_{-0.32} \pm 0.21$	$10882.3^{+7.2}_{-7.3} \pm 1.5$	$52^{+20}_{-14} \pm 1$

PDG $\Upsilon(5S)$ Mass: 10865 ± 0.008 (CLEO + CUSB 1985) plain Breit Wigner:

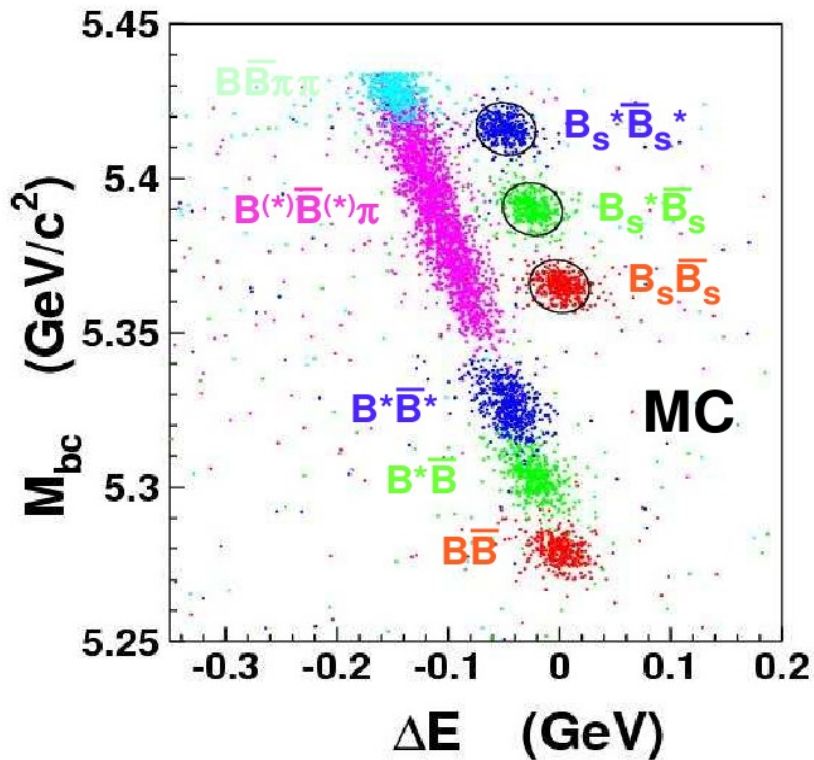
5.1 σ discrepancy

BaBar $\Upsilon(5S)$ Mass: 10869 ± 0.002 (2009) interfering Breit Wigner + threshold effects:

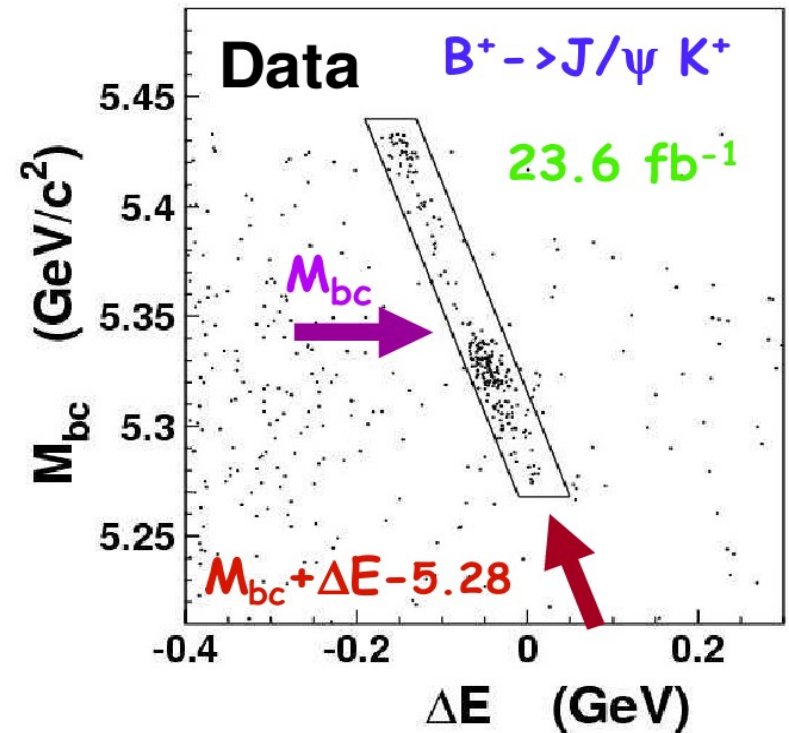
3.4 σ discrepancy

Outline

- $Y(5S) \rightarrow Y(1,2,3S) \pi^+ \pi^-$
- **$Y(5S) \rightarrow B^{(*)} \bar{B}^{(*)} (\pi)$**
- $Y(2S) \rightarrow \gamma \chi_b \rightarrow \gamma \gamma Y(1S)$



With
 $B^* \rightarrow B\gamma$



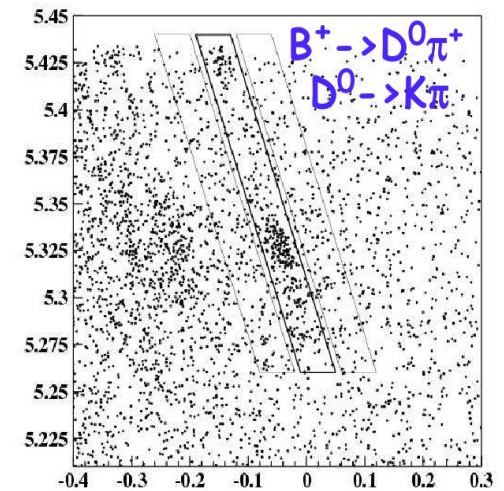
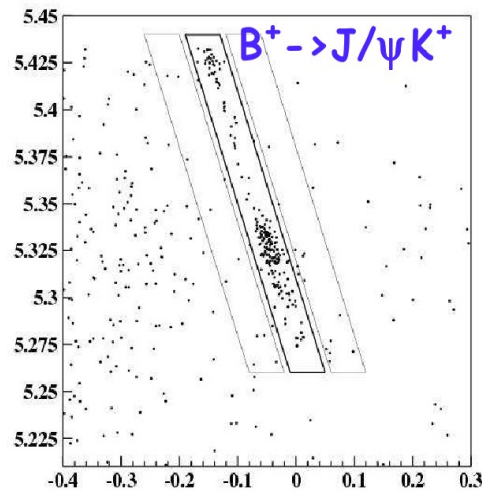
Two kinematical variables used to tag the events:

- $\Delta E = E_B^* - \sqrt{s}/2$
- $M_{bc} = \sqrt{(E_{\text{beam}}^* - p_B^*)^2}$

Drutskoy A. et al. PRD81, 112003 (2010)

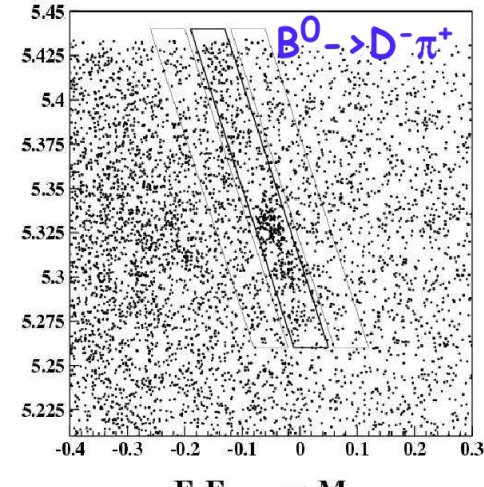
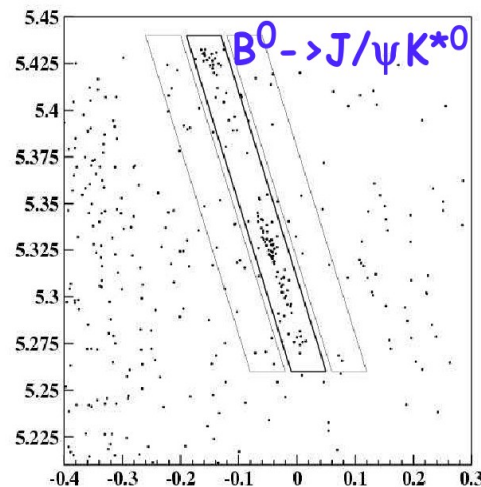
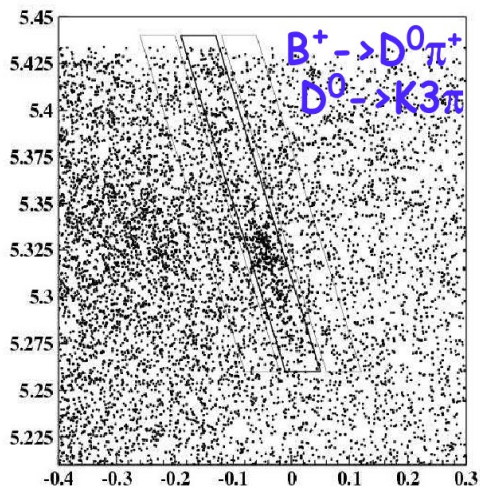
Reconstruction B meson at Y(5S)

Study performed with
23.6fb-1 ($N_{bb} = 7.13\text{M}$):
**1/5 of the total
available sample**



$E - E_{\text{beam}}$ vs M_{bc}

$E - E_{\text{beam}}$ vs M_{bc}

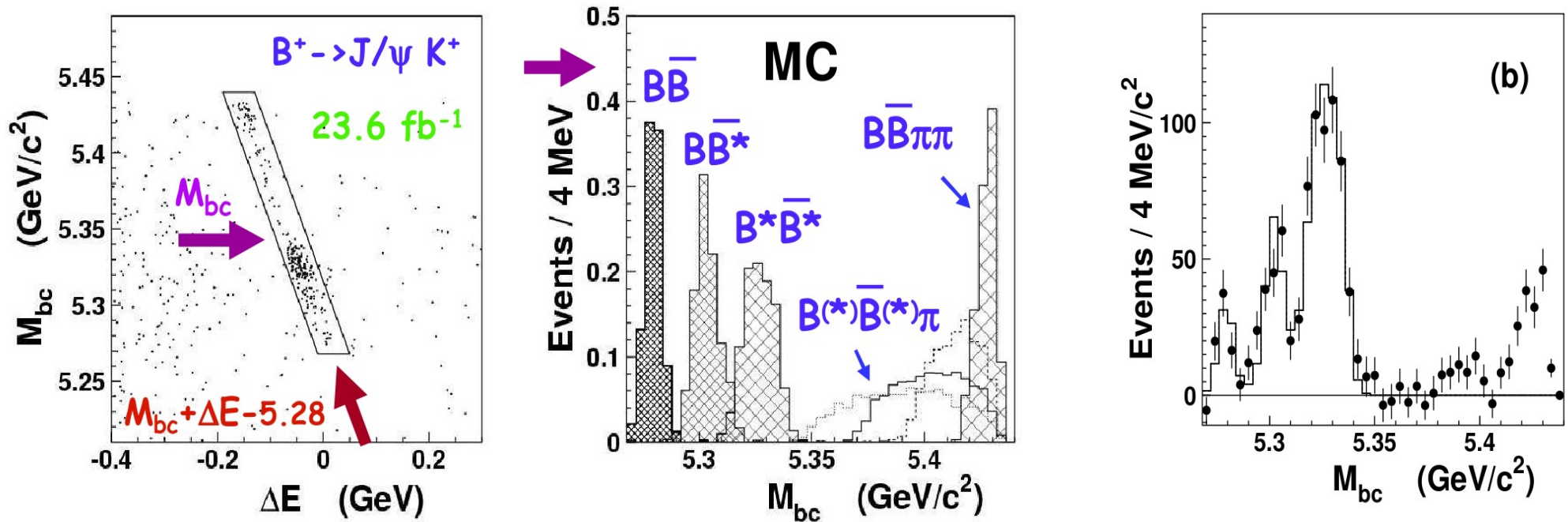


$E - E_{\text{beam}}$ vs M_{bc}

$E - E_{\text{beam}}$ vs M_{bc}

$E - E_{\text{beam}}$ vs M_{bc}

M_{bc} Projections



Five decay modes fitted simultaneously

At high values of M_{bc} there is a large amount of data, out of 2-body boundary.

40% of the four body is due to Initial State Radiation to $Y(4S)$.

Results

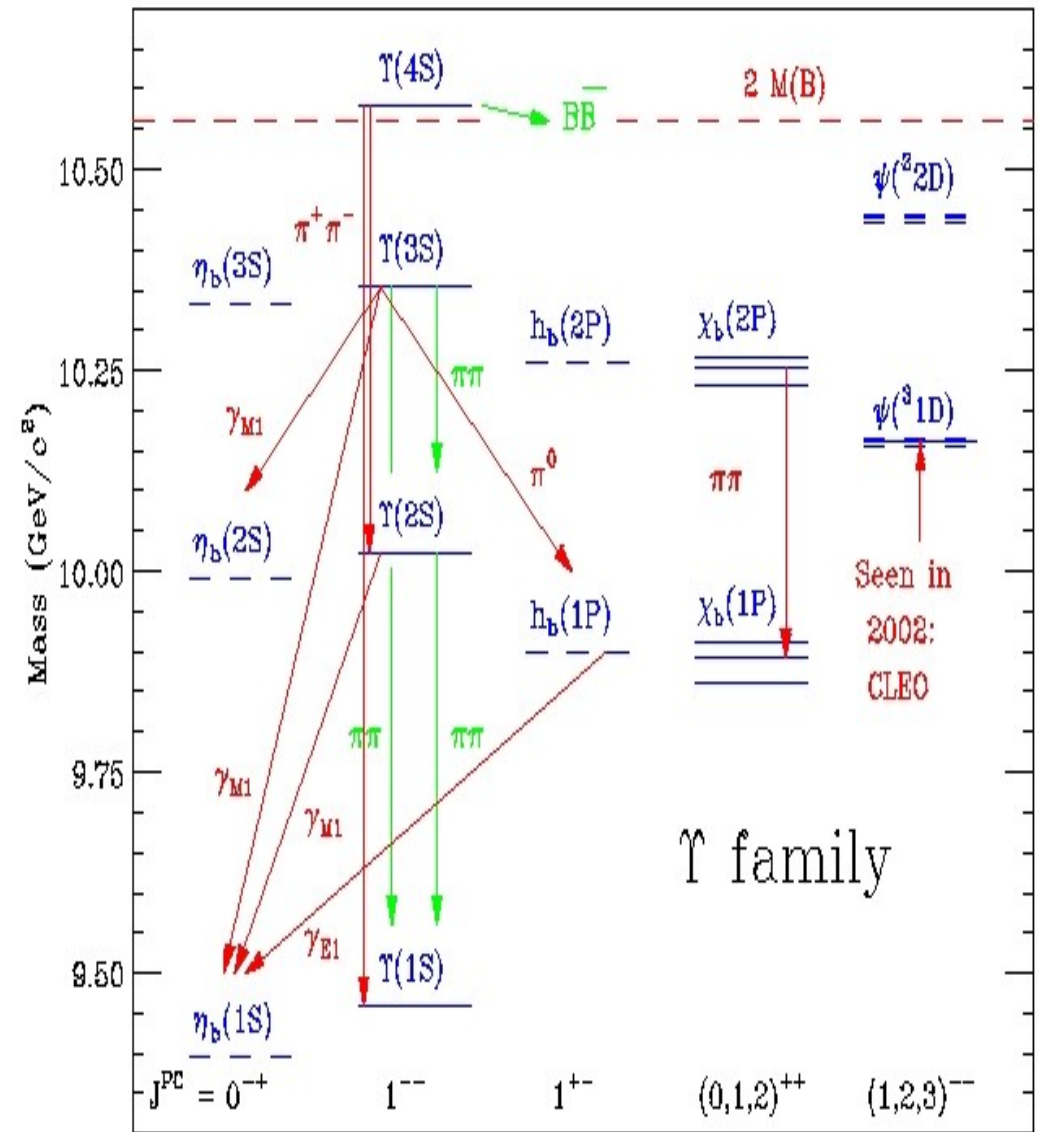
Channel	Yield (π^+), events	Fraction over large M_{bc} %	Fraction per $b\bar{b}$ event %
$B\bar{B}\pi$	$0.2^{+7.2}_{-6.9}$	$0.2^{+6.8}_{-6.5}$	$0.0 \pm 1.2 \pm 0.3$
$B\bar{B}^*\pi + B^*\bar{B}\pi$	$38.3^{+10.5}_{-9.8}$	$41.6^{+12.1}_{-11.4}$	$7.3^{+2.3}_{-2.1} \pm 0.8$
$B^*\bar{B}^*\pi$	$4.8^{+6.4}_{-5.9}$	$5.9^{+7.8}_{-7.2}$	$1.0^{+1.4}_{-1.3} \pm 0.4$
Residual		$52.3^{+15.9}_{-15.0}$	$9.2^{+3.0}_{-2.8} \pm 1.0$
Large M_{bc}		100.	$17.5^{+1.8}_{-1.6} \pm 1.3$

Outline

- $Y(5S) \rightarrow Y(1,2,3S) \pi^+ \pi^-$
- $Y(5S) \rightarrow B^{(*)} \bar{B}^{(*)} (\pi)$
- **$Y(2S) \rightarrow \gamma \chi_b \rightarrow \gamma \gamma Y(1S)$**

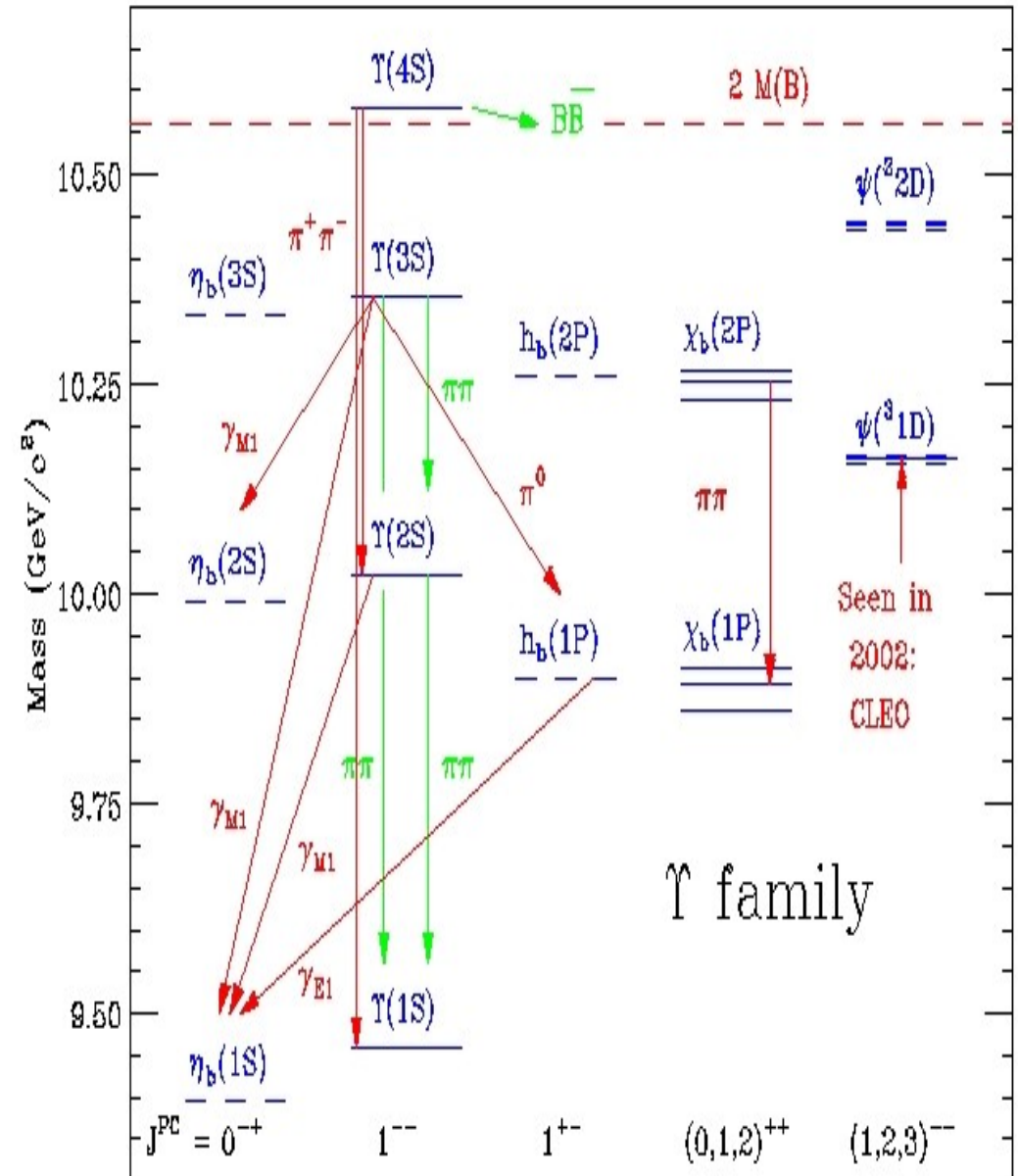
Data taking at Y(2S)

- Two main samples:
 - Dec 2008: 6.5fb^{-1} , 46.4M Y(2S)
 - Nov 2009: 17.6fb^{-1} , 124.6M Y(2S) + 1.7fb^{-1} off-resonance



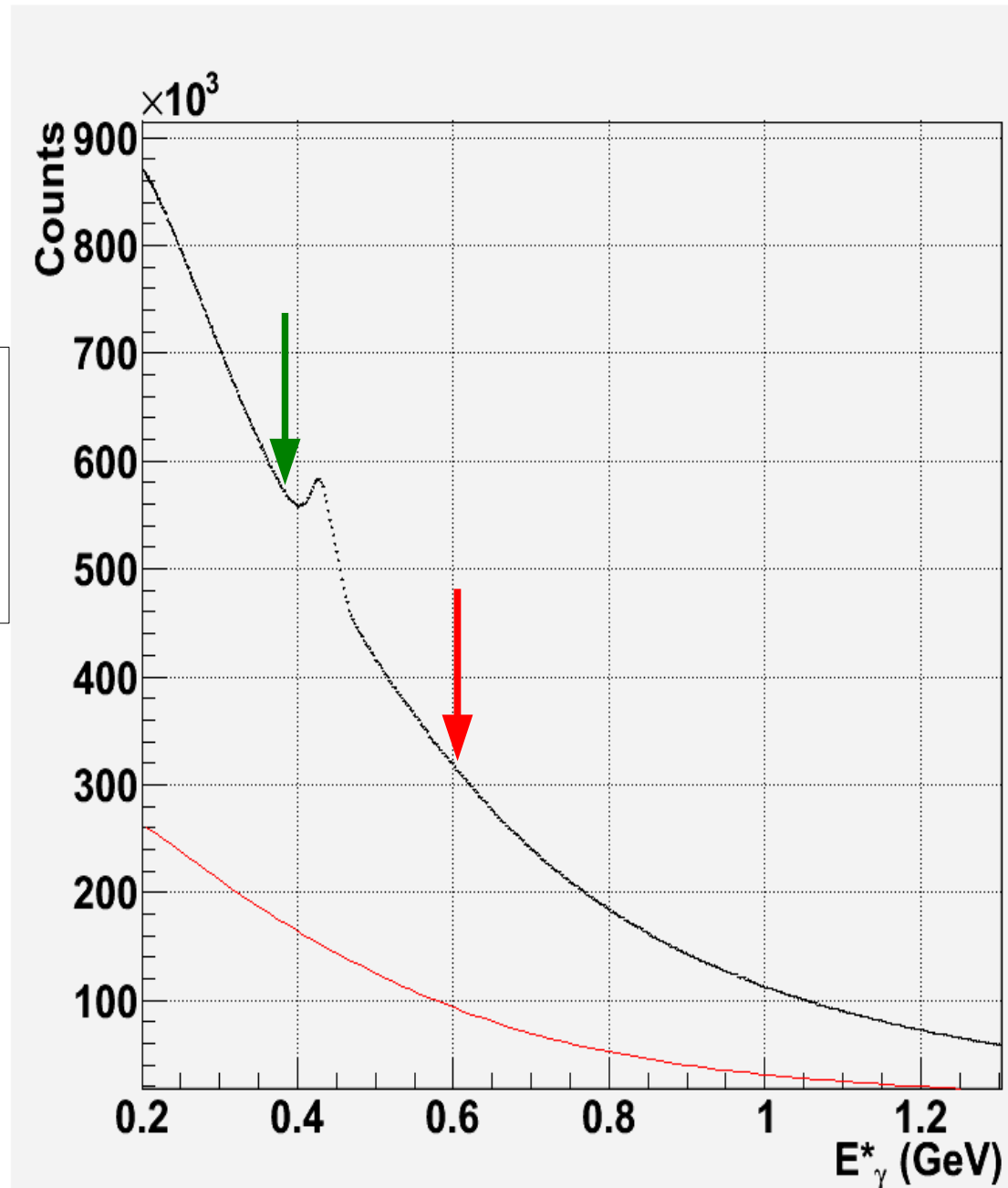
Contribution to photon spectrum

- Photons from $Y(2S) \rightarrow Y(1S)$ transitions
 - $Y(2S) \rightarrow \gamma \chi_{bx} \rightarrow \gamma \gamma Y(1S)$:
(110-160)MeV, (391-442)MeV
 - $Y(2S) \rightarrow \pi^0 \pi^0 Y(1S)$: <400 MeV
- Searches under way:
 - $Y(2S) \rightarrow \gamma \eta_b$: ~607MeV
 - $Y(2S) \rightarrow \gamma \chi_{b0} \rightarrow \gamma \gamma Y(1S)$: 160MeV, 391MeV
- Backgrounds:
 - Continuum events: $e^+e^- \rightarrow q\bar{q} (\gamma)$
 - ISR: $e^+e^- \rightarrow \gamma Y(1S)$: 547MeV
 - Photons from light hadrons in decays
 - $Y(1,2S) \rightarrow LH$
 - $\chi_b(1P_{0,1,2}) \rightarrow LH$ (Unknown)
 - Prompt photons from $Y(1,2S) \rightarrow \gamma gg$
 - Beam background



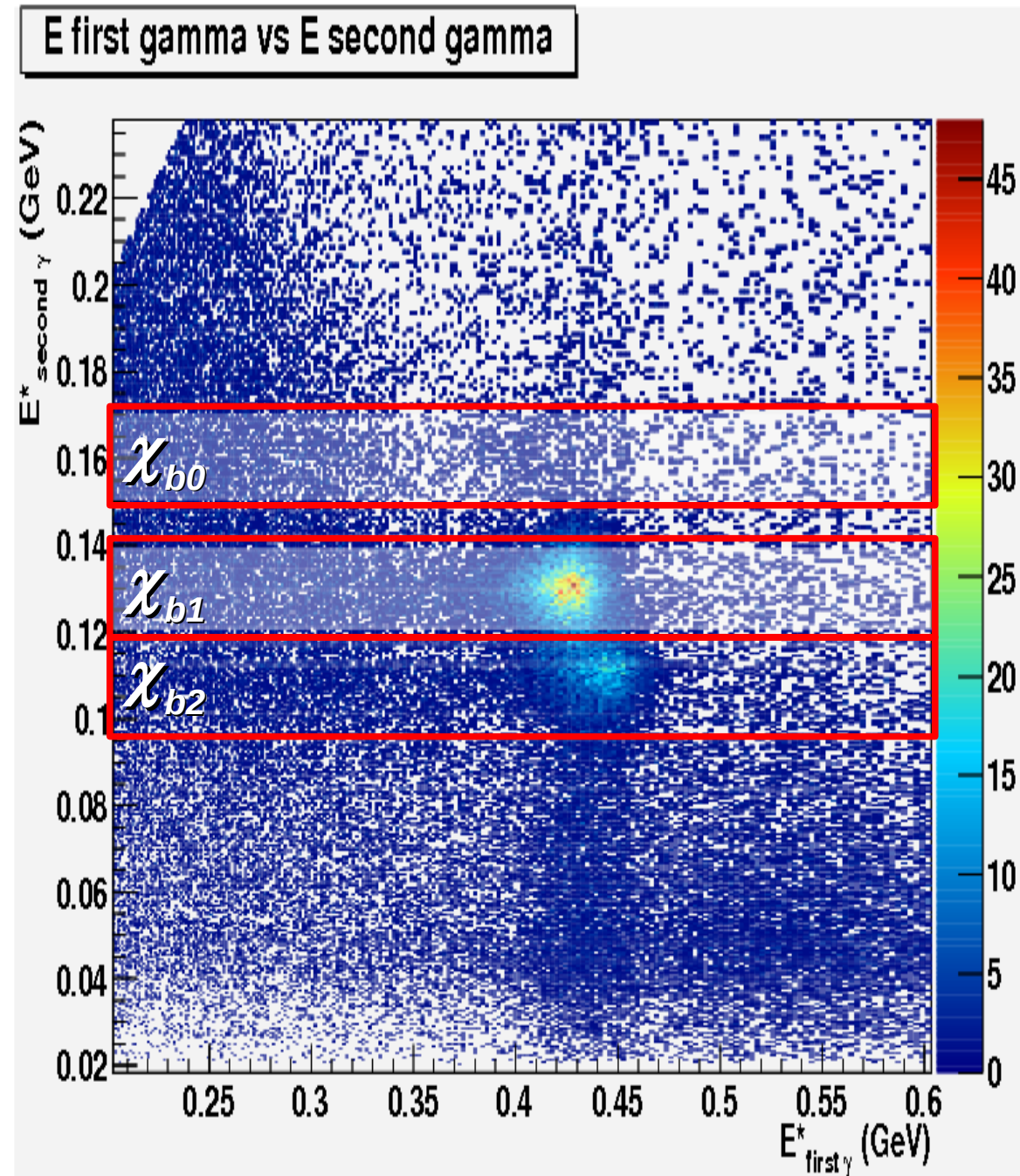
Contribution to photon spectrum

- Photons from $Y(2S) \rightarrow Y(1S)$ transitions
 - $Y(2S) \rightarrow \gamma \chi_{bx} \rightarrow \gamma \gamma Y(1S)$:
(110-160)MeV, (391-442)MeV
 - $Y(2S) \rightarrow \pi^0 \pi^0 Y(1S)$: <400 MeV
- Searches under way:
 - $Y(2S) \rightarrow \gamma \eta_b$: ~607MeV
 - $Y(2S) \rightarrow \gamma \chi_{b0} \rightarrow \gamma \gamma Y(1S)$: 160MeV, 391MeV
- Backgrounds:
 - Continuum events: $e^+e^- \rightarrow q\bar{q} (\gamma)$
 - ISR: $e^+e^- \rightarrow \gamma Y(1S)$: 547MeV
 - Photons from light hadrons in decays
 - $Y(1,2S) \rightarrow LH$
 - $\chi_b (1P_{0,1,2}) \rightarrow LH$ (Unknown)
 - Prompt photons from $Y(1,2S) \rightarrow \gamma gg$
 - Beam background



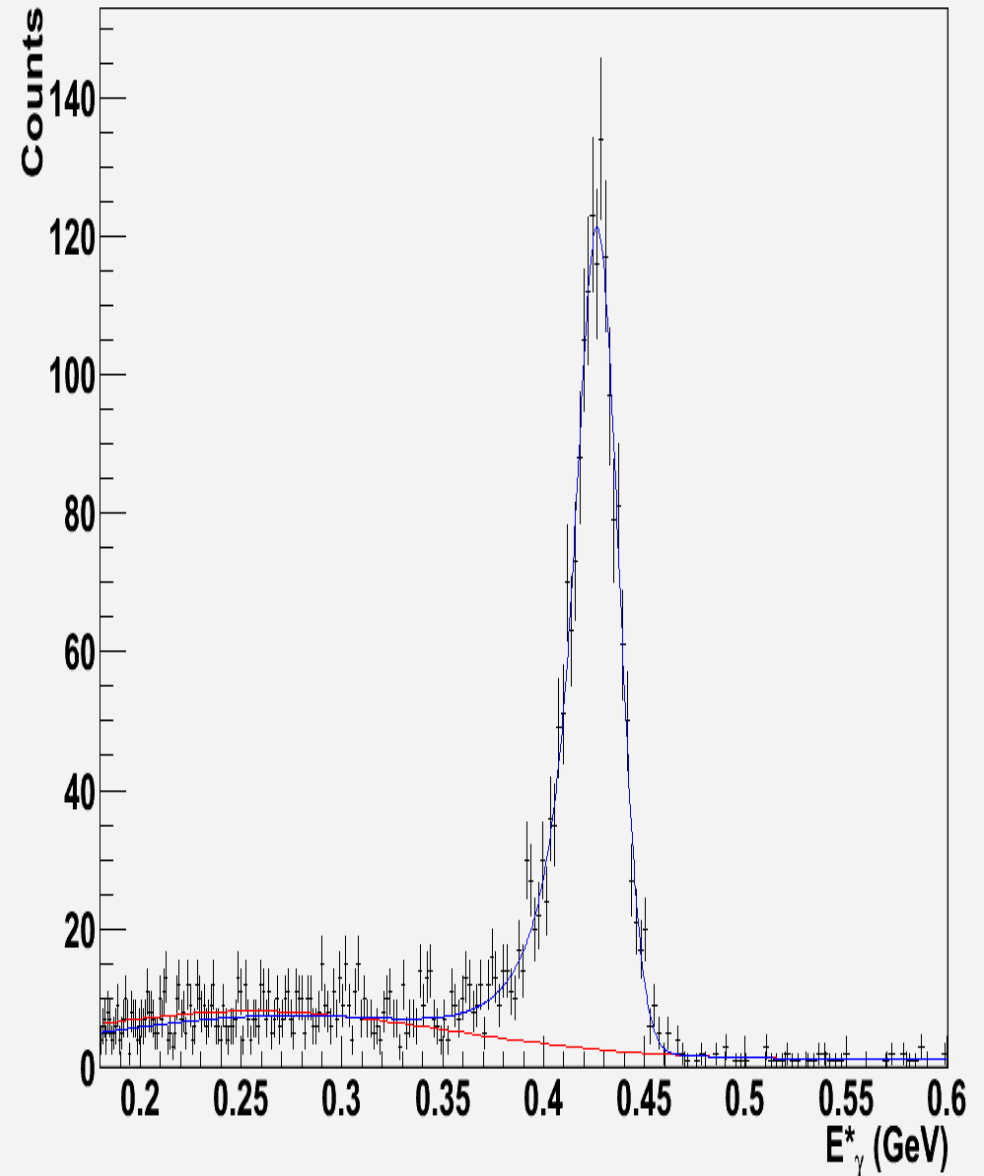
$Y(2S) \rightarrow \gamma\gamma Y(1S) \rightarrow \gamma\gamma\mu^+\mu^-$ sample

- Cleanest sample to study χ_b peak
- Cuts applied:
 - $|M_{\mu\mu} - M_{Y(1S)}| < 70\text{MeV}$
 - $p_{\mu\mu} > 250\text{ MeV}$
 - $N_\gamma < 4$
- Plotted E^* of the most energetic photon vs. the energy of the second one
- Two different selections:
 - Barrel only (to match inclusive sample acceptance)
 - All ECL to maximize χ_{b0} signal in $\mu\mu\gamma\gamma$ sample



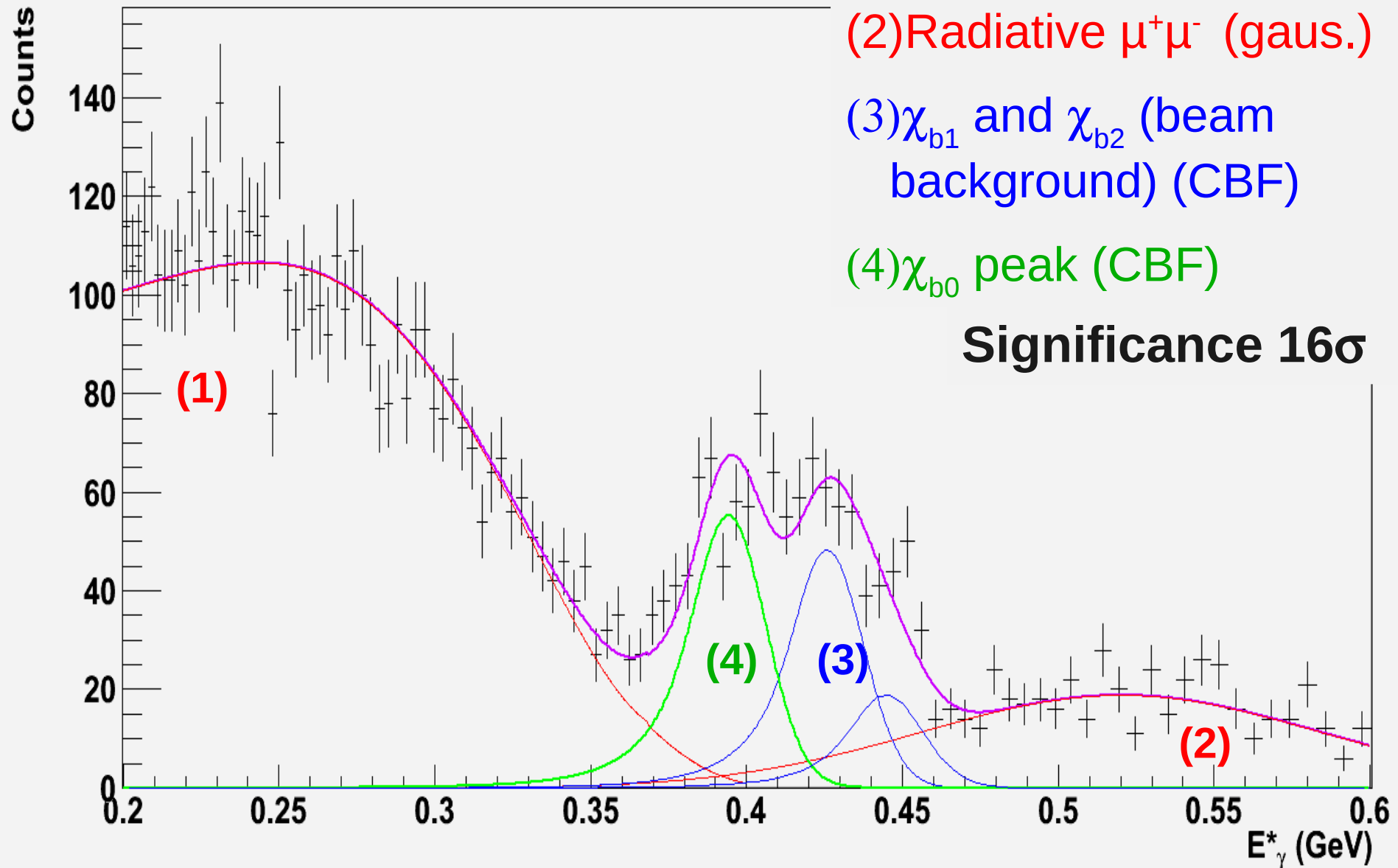
Fit of the χ_{b1} region

- Asymmetric collider \rightarrow asymmetric resolution in CM frame
 - Sample divided in 3 bands in $\text{Cos}\theta^*$
 - Each band fitted separately
- Background: Gaussian + constant
- Peak: Crystall Ball Function + Doppler Shift (PDG value)

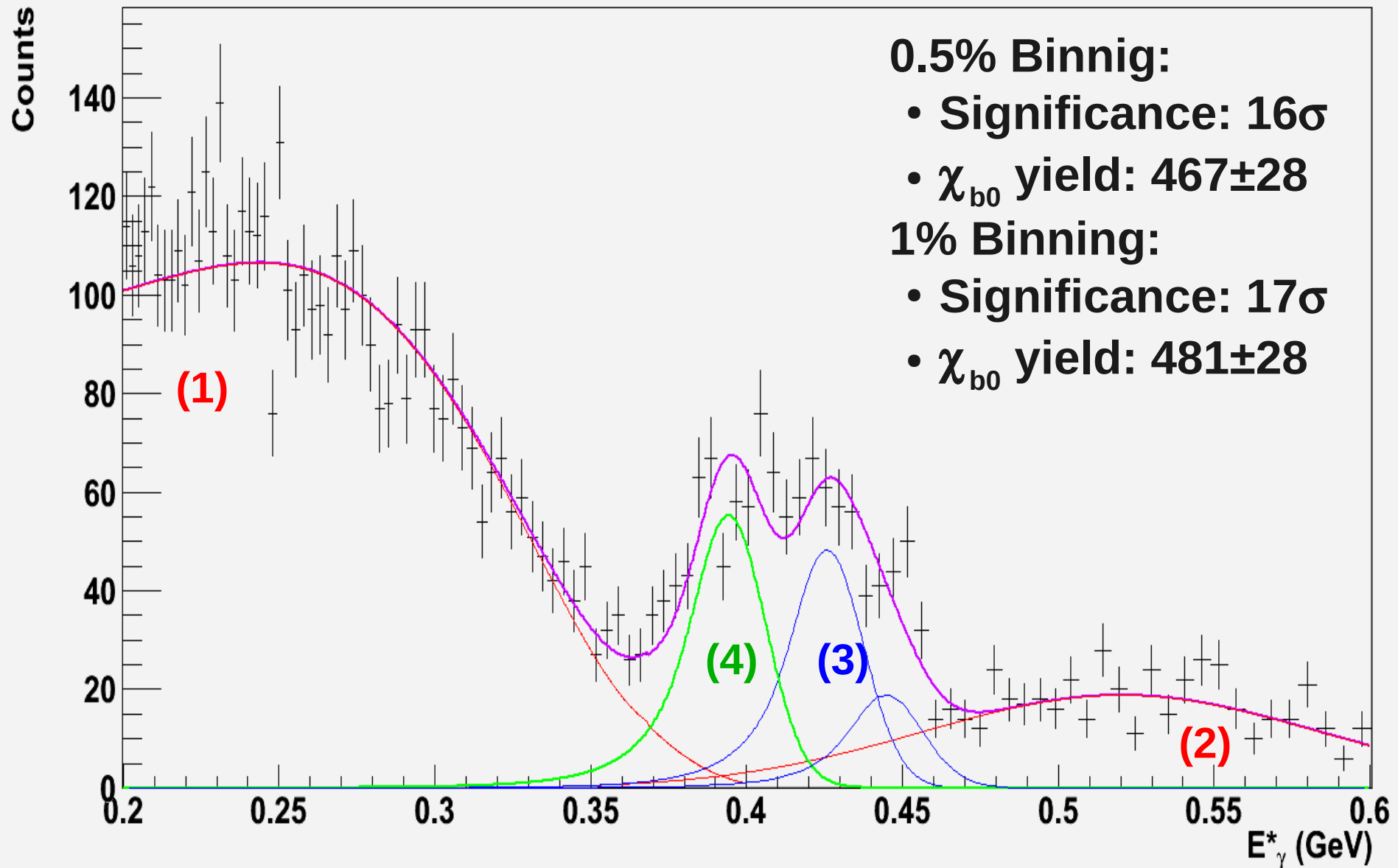


χ_{b0} in $Y(2S) \rightarrow \gamma\gamma\mu^+\mu^-$ sample (PRELIMINARY)

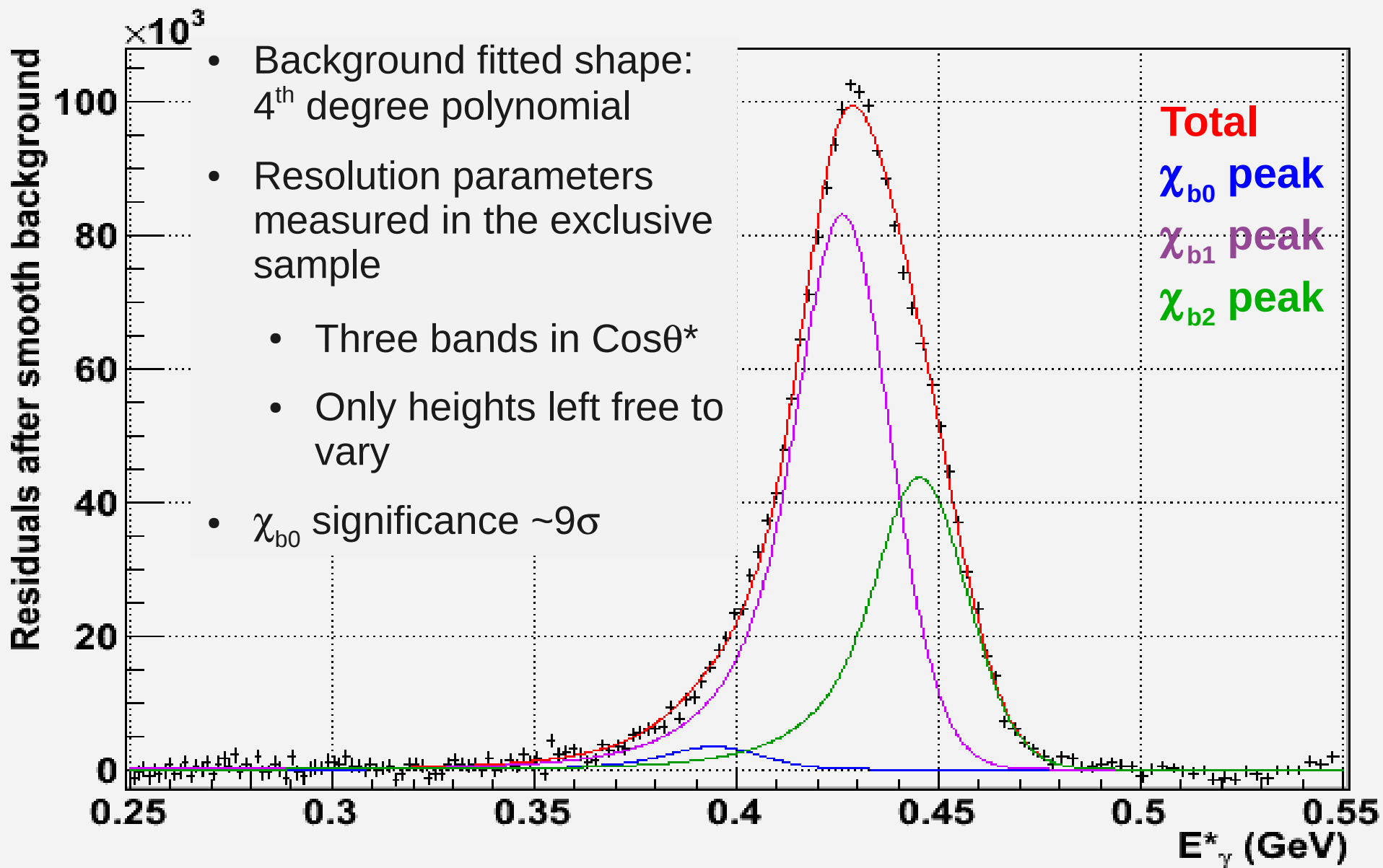
$150\text{MeV} < E_{\gamma\text{low}} < 170\text{MeV}$



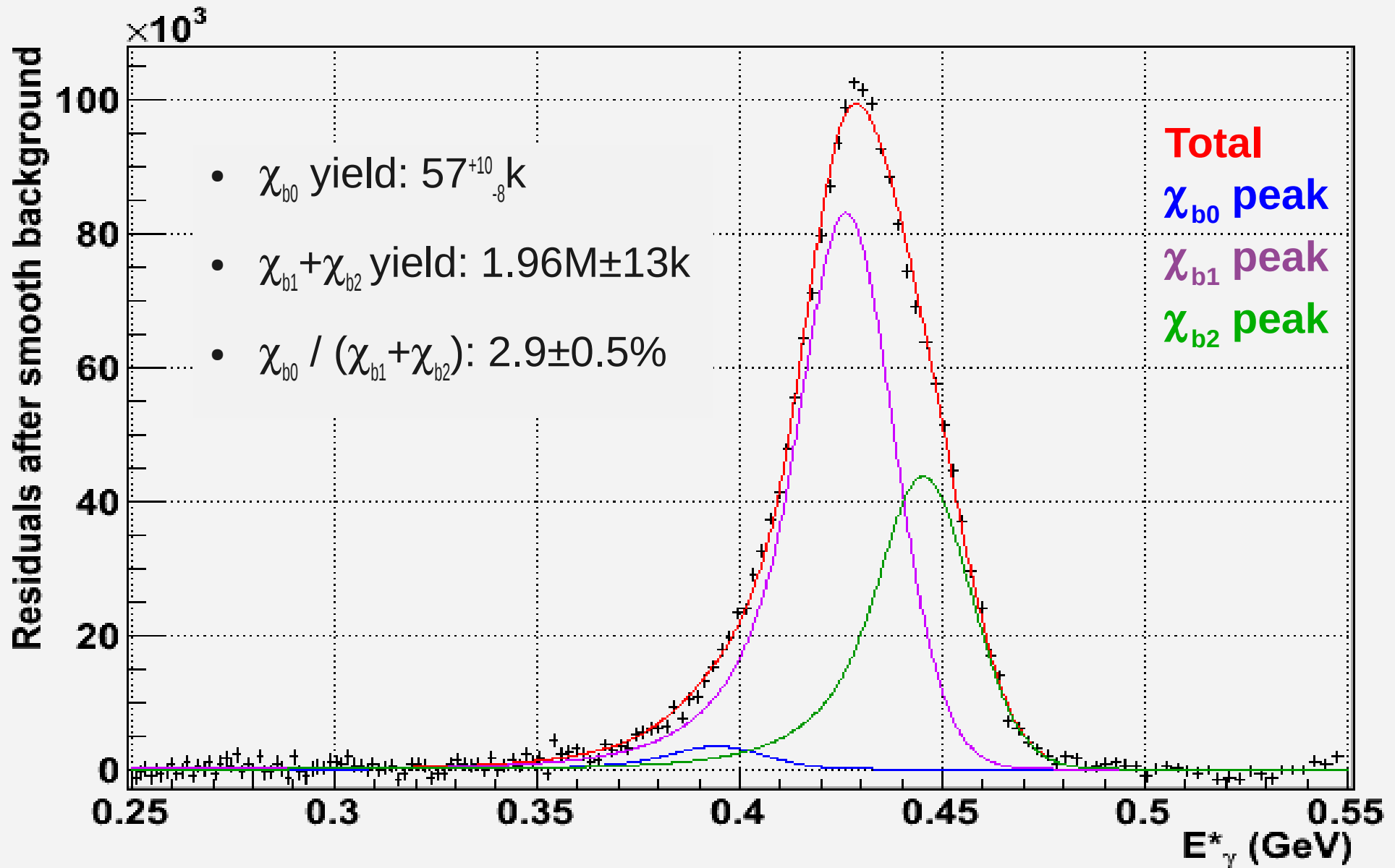
χ_{b0} in $Y(1S) \rightarrow \mu^+\mu^-$ sample (PRELIMINARY)



χ_b peak in the inclusive sample (PRELIMINARY)



χ_{b0} peak in the inclusive sample (PRELIMINARY)



Conclusions

- Belle measured two body decay fraction in $B\bar{B}$ with high precision.
 - Three-body fractions are measured. Larger than predicted
- Unexpectedly large production of $\pi\pi Y(1,2,3S)$ from $Y(5S)$
 - The scan suggests the hypothesis of a “ Y_b ” analog in charmonium
- Observed the expected transition $\chi_{b0} \rightarrow \gamma Y(1S)$ both in exclusive and inclusive channels (PRELIMINARY)

Stay tuned for future results

Backup

Crystal Ball function

- Derives its name from the experiment that introduced it
- Gaussian part describes the finite resolution of the detector
- Power law tail takes into account lateral leakage of the shower and pre-shower effects

$$f_{CB} = \begin{cases} \frac{N_0}{\sqrt{2\pi}\sigma} e^{-\frac{(x-\mu)^2}{2\sigma^2}} & \text{with } t = \frac{x-\mu}{\sigma} > |\alpha| \\ N_0 \cdot e^{-\frac{\alpha^2}{2}} \cdot \left(1 - \frac{\alpha^2}{n} - \frac{\alpha(x-\mu)}{n\sigma}\right)^{-n} & \text{with } t < |\alpha| \end{cases}$$